

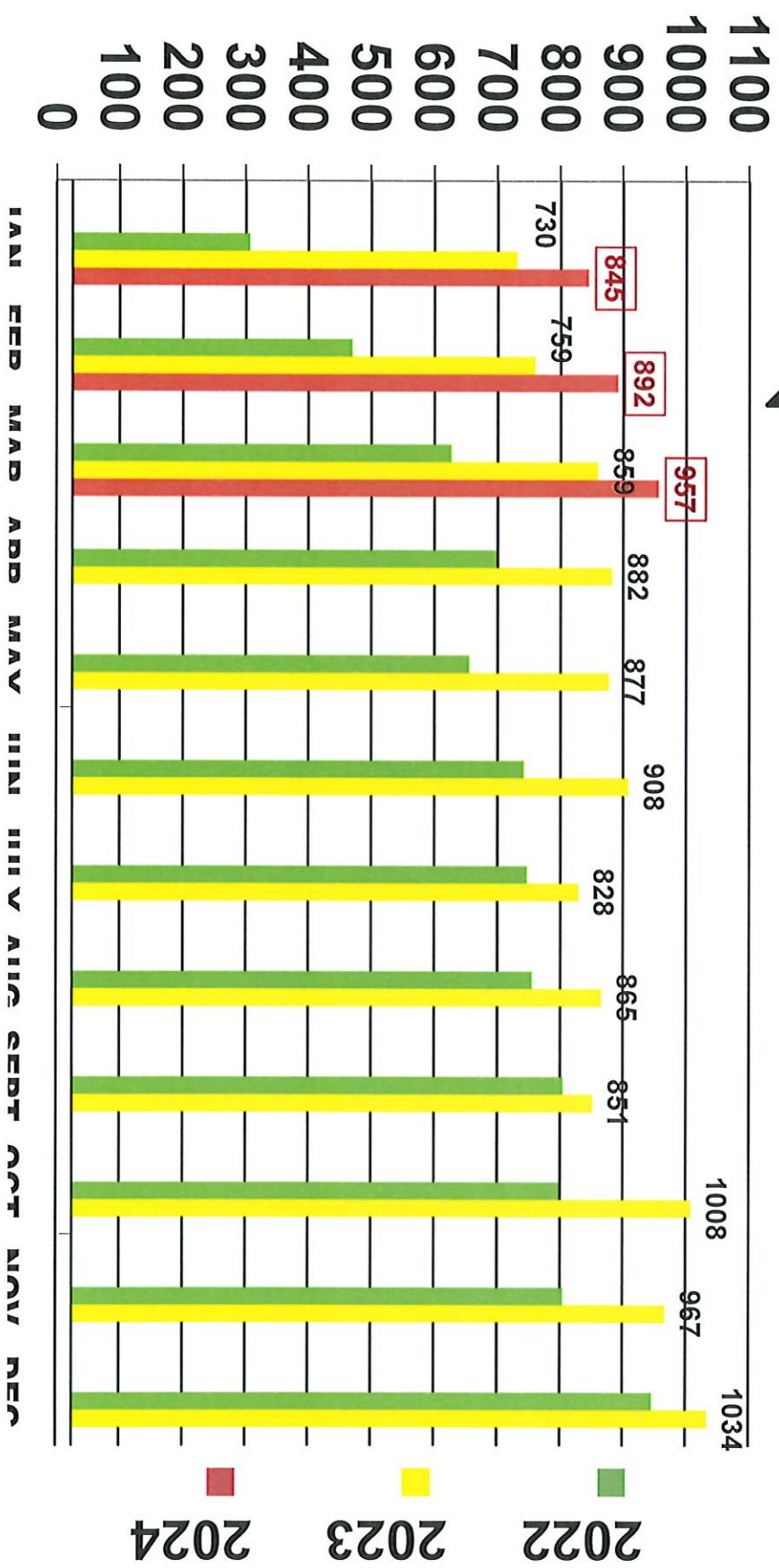


UNION STATION
PARTNERSHIP
NEW HAVEN

Average Occupancy Statistics Union Station Garage

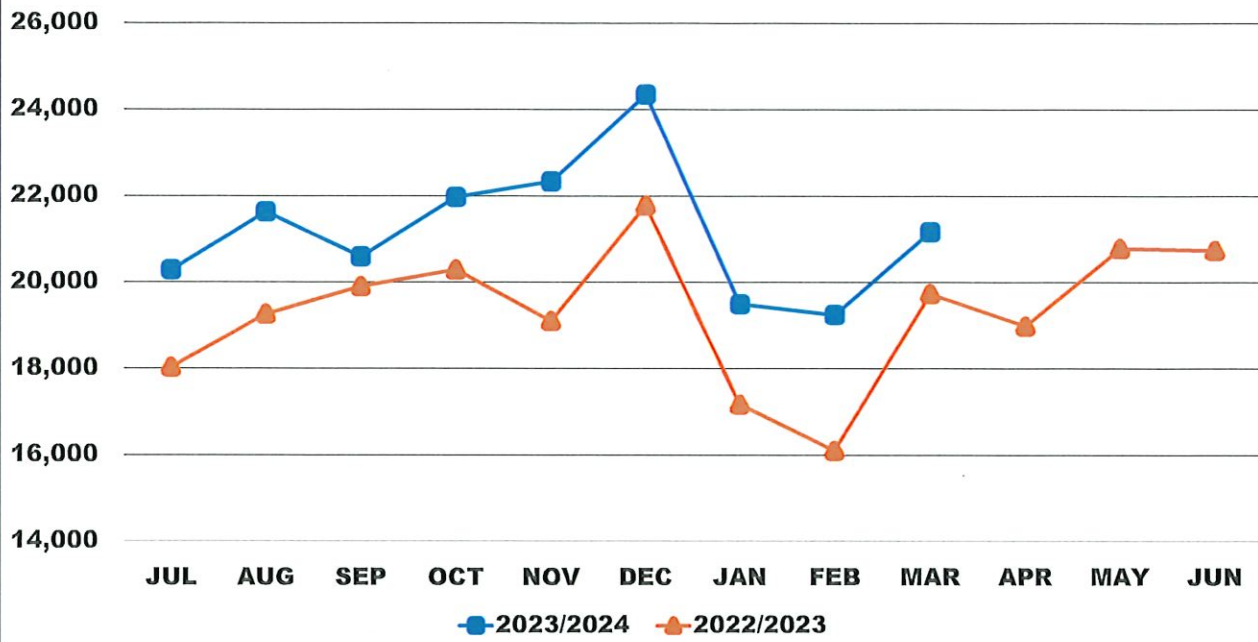
Facility Capacity 1133

Comparison of 2022 through 2024



UNION STATION GARAGE

TOTAL CARS PARKED



TOTAL CARS PARKED

FY	Weekdays		COMPARISON BY MONTH			% CHANGE BY YEAR	CUMULATIVE COMPARISON		
	2023/2024	2022/2023	2023/2024	% CHANGE BY MONTH	2022/2023		2023/2024	2022/2023	% CHANGE
JUL	21	22	20,294	-2%	18,034	13%	20,294	18,034	13%
AUG	23	23	21,635	7%	19,266	12%	41,929	37,300	12%
SEP	21	22	20,597	-5%	19,907	3%	62,526	57,207	9%
OCT	22	21	21,972	7%	20,289	8%	84,498	77,496	9%
NOV	22	22	22,337	2%	19,101	17%	106,835	96,597	11%
DEC	21	22	24,356	9%	21,782	12%	131,191	118,379	11%
JAN	23	22	19,494	-20%	17,176	13%	150,685	135,555	11%
FEB	21	20	19,247	-1%	16,105	20%	169,932	151,660	12%
MAR	21	23	21,172	10%	19,735	7%	191,104	171,395	11%
APR		20			18,987			190,382	
MAY		23			20,783			211,165	
JUN		22			20,742			231,907	
Total	195	262							

UNION STATION GARAGE

TOTAL TICKETS ISSUED									
FY	Weekdays		COMPARISON BY MONTH			% CHANGE BY YEAR	CUMULATIVE COMPARISON		
	2023/2024	2022/2023	2023/2024	% CHANGE BY MONTH	2022/2023		2023/2024	2022/2023	% CHANGE
JUL	21	22	16,108	-7%	13,618	18%	16,108	13,618	18%
AUG	23	23	16,931	5%	14,525	17%	33,039	28,143	17%
SEP	21	22	16,173	-4%	15,161	7%	49,212	43,304	14%
OCT	22	21	17,105	6%	15,634	9%	66,317	58,938	13%
NOV	22	22	17,647	3%	15,686	13%	83,964	74,624	13%
DEC	21	22	20,165	14%	18,506	9%	104,129	93,130	12%
JAN	23	22	14,750	-27%	13,558	9%	118,879	106,688	11%
FEB	21	20	14,740	0%	12,719	16%	133,619	119,407	12%
MAR	21	23	16,524	12%	16,076	3%	150,143	135,483	11%
APR		20			15,778			151,261	
MAY		23			16,976			168,237	
JUN		22			17,262			185,499	
Total	195	262							

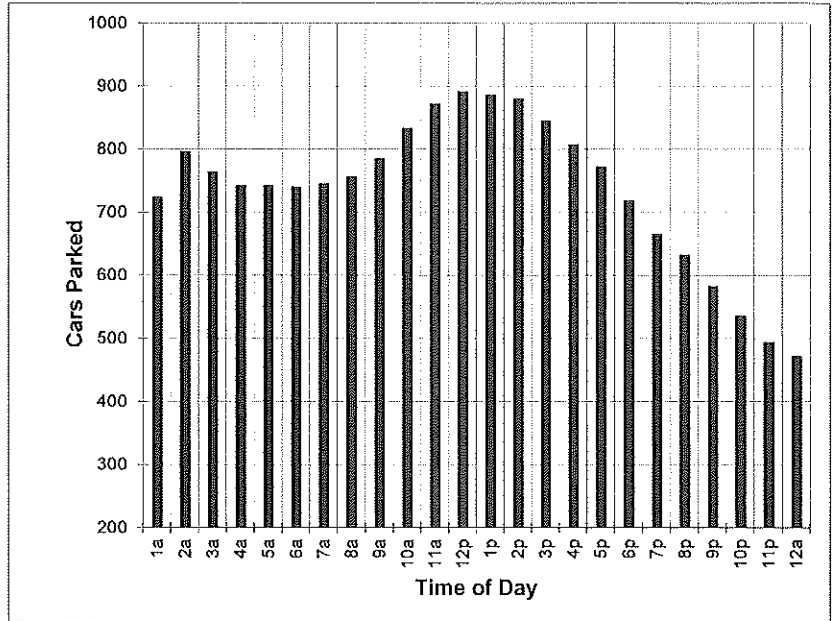
TOTAL KEYCARDS ENTERED									
FY	Weekdays		COMPARISON BY MONTH			% CHANGE BY YEAR	CUMULATIVE COMPARISON		
	2023/2024	2022/2023	2023/2024	% CHANGE BY MONTH	2022/2023		2023/2024	2022/2023	% CHANGE
JUL	21	22	4,186	20%	4,416	-5%	4,186	4,416	-5%
AUG	23	23	4,704	12%	4,741	-1%	8,890	9,157	-3%
SEP	21	22	4,424	-6%	4,746	-7%	13,314	13,903	-4%
OCT	22	21	4,867	10%	4,655	5%	18,181	18,558	-2%
NOV	22	22	4,690	-4%	3,415	37%	22,871	21,973	4%
DEC	21	22	4,191	-11%	3,276	28%	27,062	25,249	7%
JAN	23	22	4,744	13%	3,618	31%	31,806	28,867	10%
FEB	21	20	4,507	-5%	3,386	33%	36,313	32,253	13%
MAR	21	23	4,648	3%	3,659	27%	40,961	35,912	14%
APR		20			3,209			39,121	
MAY		23			3,807			42,928	
JUN		22			3,480			46,408	
Total	195	262							

Note: adjusted keycard entries for PNH vehicles starting November 2022

MARCH 24, 2024
Sunday

Time of Day	Tickets	Keycards	Total
00:00-1:00a	622	103	725
1:00-2:00a	693	104	797
2:00-3:00a	661	104	765
3:00-4:00a	641	102	743
4:00-5:00a	640	103	743
5:00-6:00a	639	102	741
6:00-7:00a	642	104	746
7:00-8:00a	651	106	757
8:00-9:00a	678	108	786
9:00-10:00a	727	107	834
10:00-11:00a	766	107	873
11:00-12:00p	785	107	892
12:00-1:00p	780	107	887
1:00-2:00p	773	108	881
2:00-3:00p	740	106	846
3:00-4:00p	702	106	808
4:00-5:00p	669	104	773
5:00-6:00p	617	102	719
6:00-7:00p	564	102	666
7:00-8:00p	527	106	633
8:00-9:00p	478	105	583
9:00-10:00p	433	104	537
10:00-11:00p	390	105	495
11:00-12:00a	369	104	473

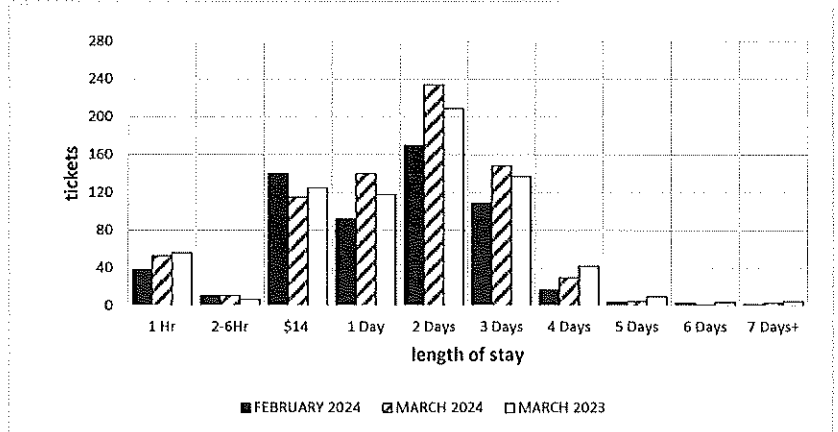
UNION STATION GARAGE OCCUPANCY REPORT



1133 Available Spaces

Transient Length of Stay	FEBRUARY 2024 # of Tickets	MARCH 2024 # of Tickets	MARCH 2023 # of Tickets
1 Hr \$2.00	38	53	56
2Hrs - 6 Hrs	11	11	7
\$14.00 Max	140	115	125
1 Day \$16 - \$18.	92	140	118
2 Days \$20 - \$36	170	234	209
3 Days \$38 - \$54	109	148	137
4 Days \$56 - \$72	17	30	42
5 Days \$74 - \$90	4	5	10
6 Days \$92 - \$108	3	1	4
>7 Days > \$110	2	3	5
Total	586	740	713
Avg Ticket =	\$27.64	\$28.69	\$30.18
Revenue	\$ 16,198.00	\$ 21,230.00	\$ 21,518.00

Transient Length of Stay

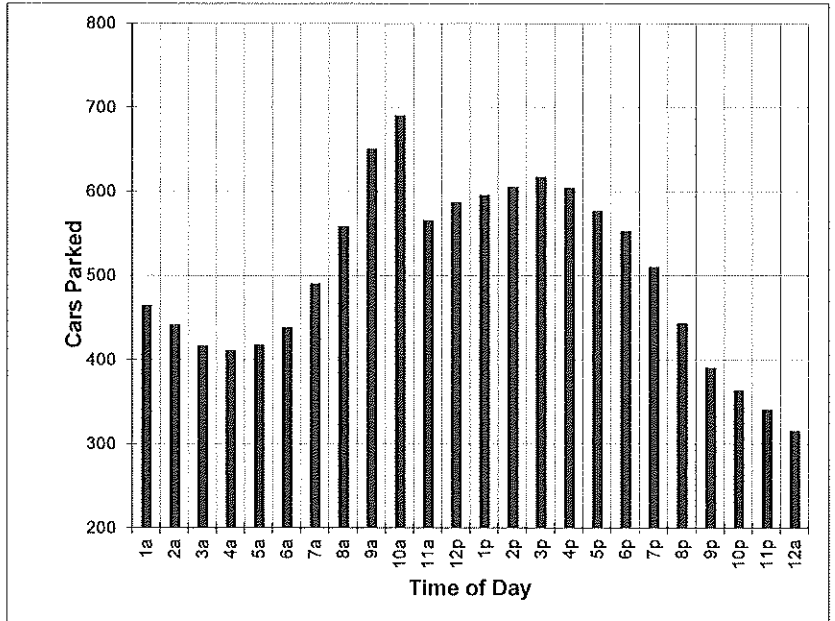


Length of Stay	MARCH 2024 # of Tickets	MARCH 2024 % of Total
1 Hr \$2.00	53	0.07
2Hrs - 6 Hrs	11	0.01
\$14.00 Max	115	0.16
1 Day \$16 - \$18.	140	0.19
2 Days \$20 - \$36	234	0.32
3 Days \$38 - \$54	148	0.20
4 Days \$56 - \$72	30	0.04
5 Days \$74 - \$90	5	0.01
6 Days \$92 - \$108	1	0.00
>7 Days > \$110	3	0.00
Total	740	

UNION STATION GARAGE OCCUPANCY REPORT

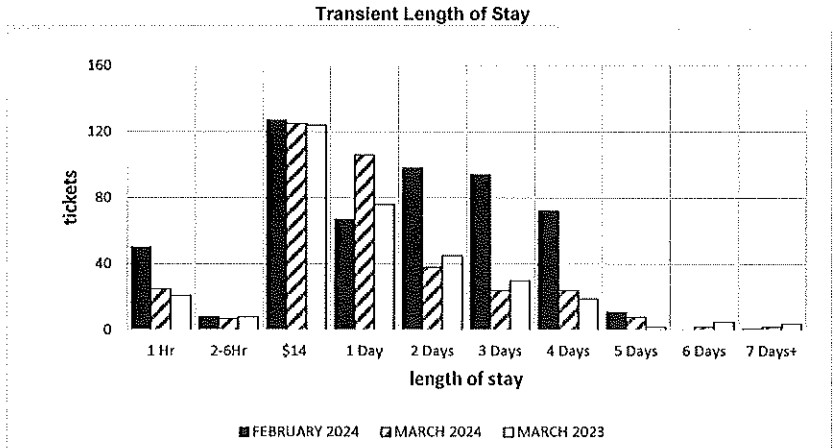
MARCH 25, 2024
Monday

Time of Day	Tickets	Keycards	Total
00:00-1:00a	359	106	465
1:00-2:00a	340	102	442
2:00-3:00a	314	103	417
3:00-4:00a	308	103	411
4:00-5:00a	309	109	418
5:00-6:00a	318	121	439
6:00-7:00a	345	146	491
7:00-8:00a	388	171	559
8:00-9:00a	450	201	651
9:00-10:00a	493	198	691
10:00-11:00a	367	199	566
11:00-12:00p	388	200	588
12:00-1:00p	394	202	596
1:00-2:00p	402	204	606
2:00-3:00p	415	203	618
3:00-4:00p	413	192	605
4:00-5:00p	380	197	577
5:00-6:00p	363	190	553
6:00-7:00p	341	170	511
7:00-8:00p	301	143	444
8:00-9:00p	261	130	391
9:00-10:00p	236	128	364
10:00-11:00p	218	123	341
11:00-12:00a	195	121	316



1133 Available Spaces

Transient Length of Stay	FEBRUARY 2024 # of Tickets	MARCH 2024 # of Tickets	MARCH 2023 # of Tickets
1 Hr \$2.00	50	25	21
2Hrs - 6 Hrs	8	7	8
\$14.00 Max	127	125	124
1 Day \$16 - \$18.	67	106	76
2 Days \$20 - \$36	98	38	45
3 Days \$38 - \$54	94	24	30
4 Days \$56 - \$72	72	24	19
5 Days \$74 - \$90	11	8	2
6 Days \$92 - \$108	0	2	5
>7 Days > \$110	1	2	4
Total	528	361	334
Avg Ticket =	\$31.14	\$24.34	\$25.14
Revenue	\$ 16,444.00	\$ 8,786.00	\$ 8,398.00

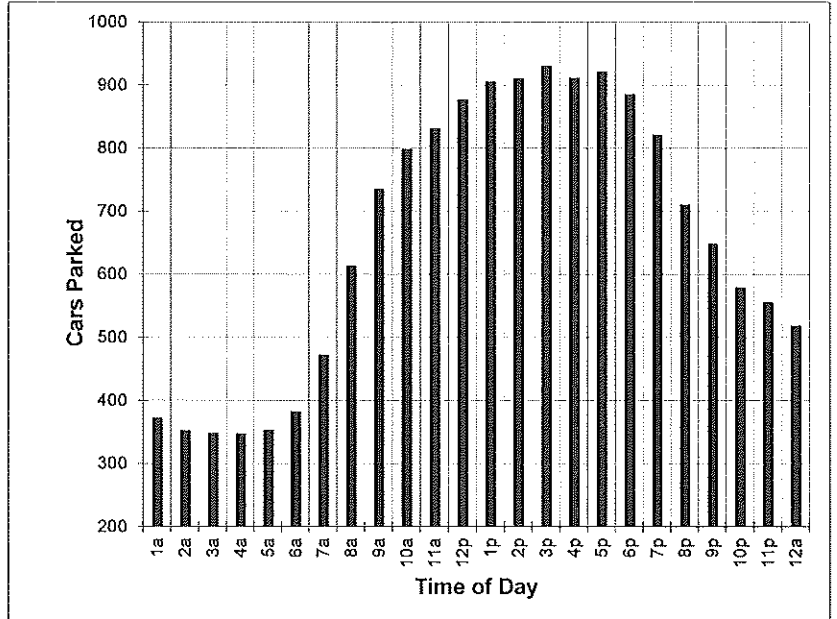


Length of Stay	MARCH 2024 # of Tickets	MARCH 2024 % of Total
1 Hr \$2.00	25	0.07
2Hrs - 6 Hrs	7	0.02
\$14.00 Max	125	0.35
1 Day \$16 - \$18.	106	0.29
2 Days \$20 - \$36	38	0.11
3 Days \$38 - \$54	24	0.07
4 Days \$56 - \$72	24	0.07
5 Days \$74 - \$90	8	0.02
6 Days \$92 - \$108	2	0.01
>7 Days > \$110	2	0.01
Total	361	

MARCH 26, 2024
Tuesday

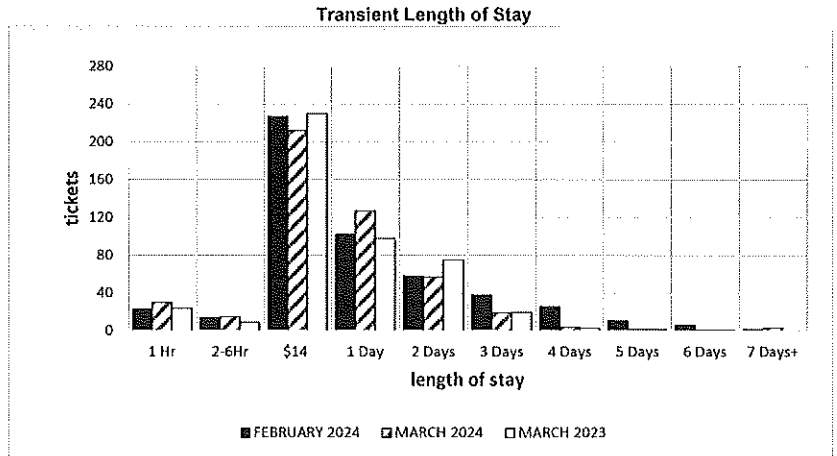
UNION STATION GARAGE OCCUPANCY REPORT

Time of Day	Tickets	Keycards	Total
00:00-1:00a	251	122	373
1:00-2:00a	239	114	353
2:00-3:00a	236	113	349
3:00-4:00a	234	114	348
4:00-5:00a	235	119	354
5:00-6:00a	251	132	383
6:00-7:00a	306	167	473
7:00-8:00a	419	195	614
8:00-9:00a	507	229	736
9:00-10:00a	563	236	799
10:00-11:00a	592	240	832
11:00-12:00p	633	244	877
12:00-1:00p	657	249	906
1:00-2:00p	663	248	911
2:00-3:00p	683	248	931
3:00-4:00p	678	234	912
4:00-5:00p	685	237	922
5:00-6:00p	659	227	886
6:00-7:00p	615	207	822
7:00-8:00p	531	180	711
8:00-9:00p	480	169	649
9:00-10:00p	429	151	580
10:00-11:00p	408	148	556
11:00-12:00a	375	144	519



1133 Available Spaces

Transient Length of Stay	FEBRUARY 2024 # of Tickets	MARCH 2024 # of Tickets	MARCH 2023 # of Tickets
1 Hr \$2.00	23	30	24
2Hrs - 6 Hrs	14	15	9
\$14.00 Max	227	212	230
1 Day \$16 - \$18.	102	127	98
2 Days \$20 - \$36	58	57	75
3 Days \$38 - \$54	38	19	20
4 Days \$56 - \$72	26	4	3
5 Days \$74 - \$90	11	2	2
6 Days \$92 - \$108	6	1	1
>7 Days > \$110	2	3	0
Total	507	470	462
Avg Ticket =	\$24.10	\$19.03	\$18.89
Revenue	\$ 12,218.00	\$ 8,944.00	\$ 8,726.00

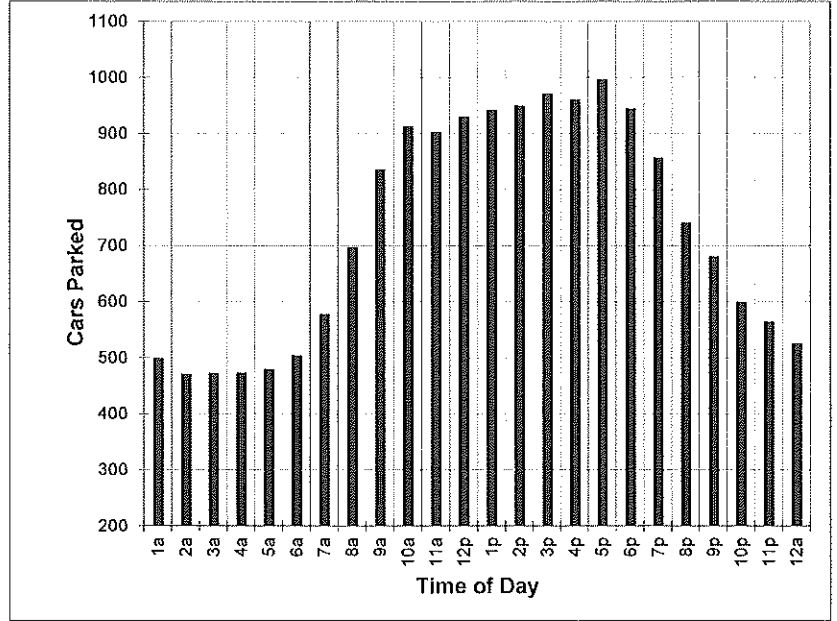


Length of Stay	MARCH 2024 # of Tickets	MARCH 2024 % of Total
1 Hr \$2.00	30	0.06
2Hrs - 6 Hrs	15	0.03
\$14.00 Max	212	0.45
1 Day \$16 - \$18.	127	0.27
2 Days \$20 - \$36	57	0.12
3 Days \$38 - \$54	19	0.04
4 Days \$56 - \$72	4	0.01
5 Days \$74 - \$90	2	0.00
6 Days \$92 - \$108	1	0.00
>7 Days > \$110	3	0.01
Total	470	

MARCH 27, 2024
Wednesday

Time of Day	Tickets	Keycards	Total
00:00-1:00a	355	145	500
1:00-2:00a	335	137	472
2:00-3:00a	335	138	473
3:00-4:00a	335	139	474
4:00-5:00a	338	142	480
5:00-6:00a	350	155	505
6:00-7:00a	394	185	579
7:00-8:00a	484	213	697
8:00-9:00a	596	241	837
9:00-10:00a	669	244	913
10:00-11:00a	652	251	903
11:00-12:00p	678	252	930
12:00-1:00p	689	253	942
1:00-2:00p	696	254	950
2:00-3:00p	718	254	972
3:00-4:00p	718	243	961
4:00-5:00p	751	246	997
5:00-6:00p	712	233	945
6:00-7:00p	654	203	857
7:00-8:00p	570	171	741
8:00-9:00p	519	162	681
9:00-10:00p	456	144	600
10:00-11:00p	423	142	565
11:00-12:00a	390	136	526

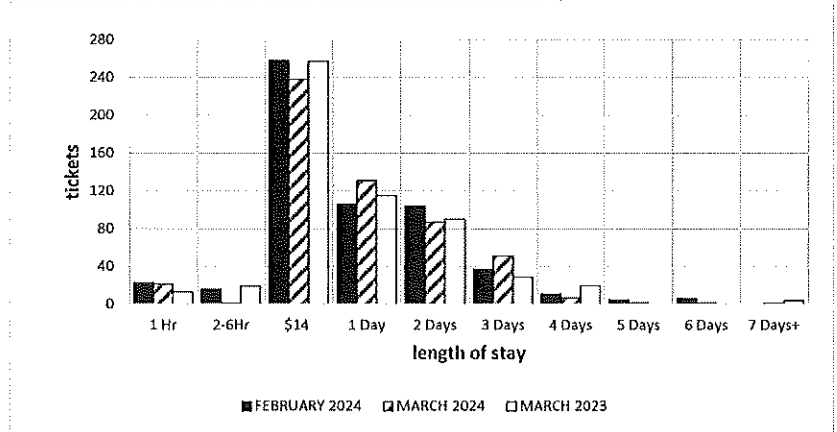
UNION STATION GARAGE OCCUPANCY REPORT



1133 Available Spaces

Transient Length of Stay	FEBRUARY 2024 # of Tickets	MARCH 2024 # of Tickets	MARCH 2023 # of Tickets
1 Hr \$2.00	23	21	13
2Hrs - 6 Hrs	16	1	19
\$14.00 Max	258	238	257
1 Day \$16 - \$18.	106	131	115
2 Days \$20 - \$36	104	87	90
3 Days \$38 - \$54	37	51	29
4 Days \$56 - \$72	11	7	20
5 Days \$74 - \$90	5	2	0
6 Days \$92 - \$108	6	2	0
>7 Days > \$110	0	1	4
Total	566	541	547
Avg Ticket =	\$21.86	\$21.70	\$21.57
Revenue	\$ 12,370.00	\$ 11,740.00	\$ 11,798.00

Transient Length of Stay

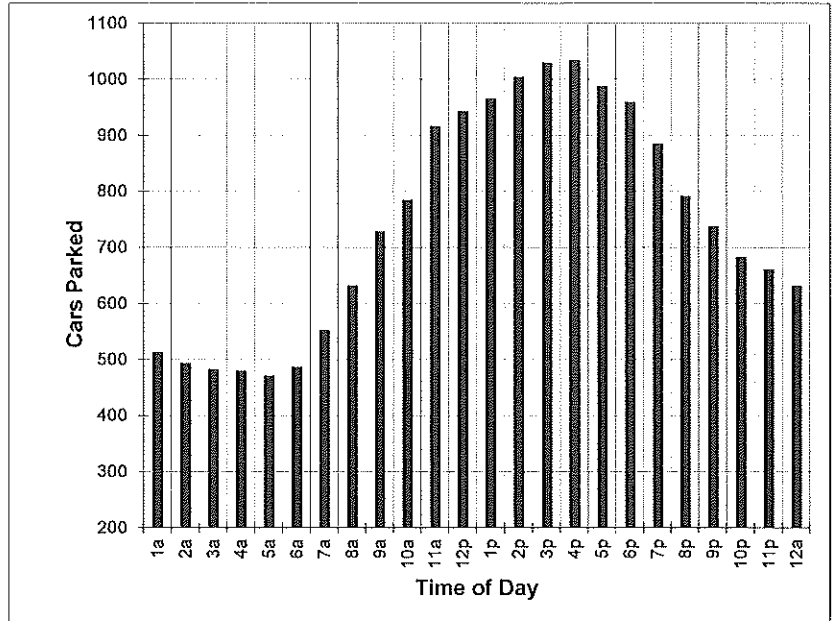


Length of Stay	MARCH 2024 # of Tickets	MARCH 2024 % of Total
1 Hr \$2.00	21	0.04
2Hrs - 6 Hrs	1	0.00
\$14.00 Max	238	0.44
1 Day \$16 - \$18.	131	0.24
2 Days \$20 - \$36	87	0.16
3 Days \$38 - \$54	51	0.09
4 Days \$56 - \$72	7	0.01
5 Days \$74 - \$90	2	0.00
6 Days \$92 - \$108	2	0.00
>7 Days > \$110	1	0.00
Total	541	

MARCH 28, 2024
Thursday

Time of Day	Tickets	Keycards	Total
00:00-1:00a	377	136	513
1:00-2:00a	362	132	494
2:00-3:00a	351	132	483
3:00-4:00a	347	133	480
4:00-5:00a	336	136	472
5:00-6:00a	341	146	487
6:00-7:00a	378	175	553
7:00-8:00a	437	195	632
8:00-9:00a	509	220	729
9:00-10:00a	567	218	785
10:00-11:00a	701	216	917
11:00-12:00p	727	216	943
12:00-1:00p	750	216	966
1:00-2:00p	782	222	1004
2:00-3:00p	810	220	1030
3:00-4:00p	824	211	1035
4:00-5:00p	774	214	988
5:00-6:00p	757	203	960
6:00-7:00p	702	183	885
7:00-8:00p	630	162	792
8:00-9:00p	592	146	738
9:00-10:00p	552	131	683
10:00-11:00p	536	125	661
11:00-12:00a	510	122	632

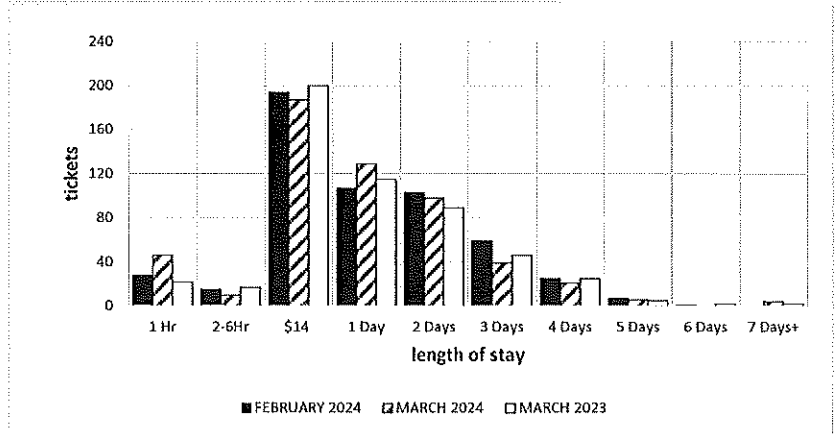
UNION STATION GARAGE OCCUPANCY REPORT



1133 Available Spaces

Transient Length of Stay	FEBRUARY 2024 # of Tickets	MARCH 2024 # of Tickets	MARCH 2023 # of Tickets
1 Hr \$2.00	28	46	22
2Hrs - 6 Hrs	15	10	17
\$14.00 Max	194	187	200
1 Day \$16 - \$18.	107	129	115
2 Days \$20 - \$36	103	98	89
3 Days \$38 - \$54	59	39	46
4 Days \$56 - \$72	25	21	25
5 Days \$74 - \$90	7	6	5
6 Days \$92 - \$108	1	0	2
>7 Days > \$110	0	4	2
Total	539	540	523
Avg Ticket =	\$24.62	\$22.90	\$24.24
Revenue	\$ 13,272.00	\$ 12,366.00	\$ 12,676.00

Transient Length of Stay

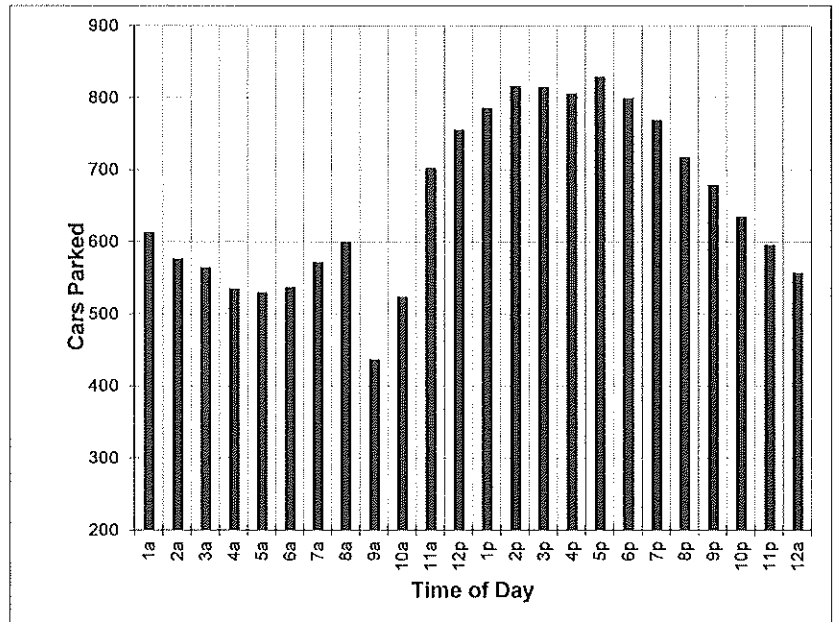


Length of Stay	MARCH 2024 # of Tickets	MARCH 2024 % of Total
1 Hr \$2.00	46	0.09
2Hrs - 6 Hrs	10	0.02
\$14.00 Max	187	0.35
1 Day \$16 - \$18.	129	0.24
2 Days \$20 - \$36	98	0.18
3 Days \$38 - \$54	39	0.07
4 Days \$56 - \$72	21	0.04
5 Days \$74 - \$90	6	0.01
6 Days \$92 - \$108	0	0.00
>7 Days > \$110	4	0.01
Total	540	

MARCH 29, 2024
Friday

Time of Day	Tickets	Keycards	Total
00:00-1:00a	497	117	614
1:00-2:00a	466	111	577
2:00-3:00a	452	113	565
3:00-4:00a	424	111	535
4:00-5:00a	419	111	530
5:00-6:00a	421	116	537
6:00-7:00a	445	127	572
7:00-8:00a	470	131	601
8:00-9:00a	297	140	437
9:00-10:00a	382	142	524
10:00-11:00a	564	139	703
11:00-12:00p	618	138	756
12:00-1:00p	646	140	786
1:00-2:00p	675	141	816
2:00-3:00p	673	142	815
3:00-4:00p	673	133	806
4:00-5:00p	694	135	829
5:00-6:00p	677	122	799
6:00-7:00p	655	114	769
7:00-8:00p	609	109	718
8:00-9:00p	575	104	679
9:00-10:00p	536	99	635
10:00-11:00p	499	97	596
11:00-12:00a	461	96	557

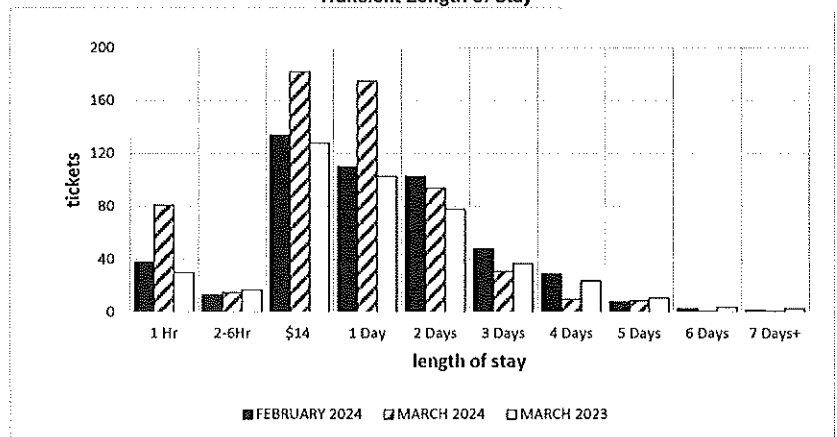
UNION STATION GARAGE OCCUPANCY REPORT



1133 Available Spaces

Transient Length of Stay	FEBRUARY 2024 # of Tickets	MARCH 2024 # of Tickets	MARCH 2023 # of Tickets
1 Hr \$2.00	38	81	30
2Hrs - 6 Hrs	13	15	17
\$14.00 Max	134	182	128
1 Day \$16 - \$18	110	175	103
2 Days \$20 - \$36	103	94	78
3 Days \$38 - \$54	48	31	37
4 Days \$56 - \$72	29	10	24
5 Days \$74 - \$90	8	9	11
6 Days \$92 - \$108	3	1	4
>7 Days > \$110	2	1	3
Total	488	599	435
Avg Ticket =	\$26.35	\$19.45	\$26.27
Revenue	\$ 12,858.00	\$ 11,652.00	\$ 11,426.00

Transient Length of Stay

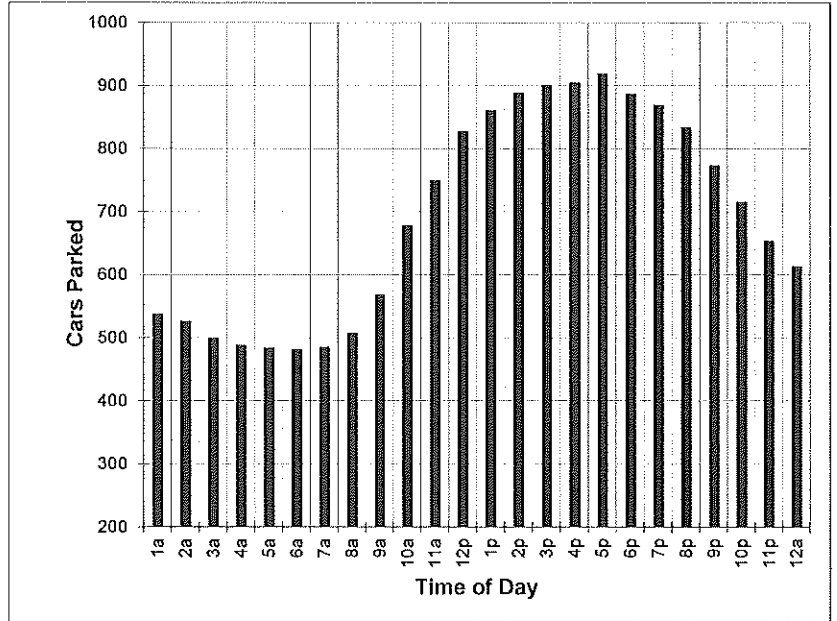


Length of Stay	MARCH 2024 # of Tickets	MARCH 2024 % of Total
1 Hr \$2.00	81	0.14
2Hrs - 6 Hrs	15	0.03
\$14.00 Max	182	0.30
1 Day \$16 - \$18	175	0.29
2 Days \$20 - \$36	94	0.16
3 Days \$38 - \$54	31	0.05
4 Days \$56 - \$72	10	0.02
5 Days \$74 - \$90	9	0.02
6 Days \$92 - \$108	1	0.00
>7 Days > \$110	1	0.00
Total	599	

MARCH 30, 2024
Saturday

Time of Day	Tickets	Keycards	Total
00:00-1:00a	438	100	538
1:00-2:00a	432	95	527
2:00-3:00a	405	95	500
3:00-4:00a	396	93	489
4:00-5:00a	390	95	485
5:00-6:00a	387	95	482
6:00-7:00a	390	96	486
7:00-8:00a	412	96	508
8:00-9:00a	471	98	569
9:00-10:00a	580	99	679
10:00-11:00a	655	96	751
11:00-12:00p	729	99	828
12:00-1:00p	764	97	861
1:00-2:00p	793	96	889
2:00-3:00p	803	98	901
3:00-4:00p	812	93	905
4:00-5:00p	820	99	919
5:00-6:00p	795	92	887
6:00-7:00p	775	94	869
7:00-8:00p	744	90	834
8:00-9:00p	683	91	774
9:00-10:00p	627	89	716
10:00-11:00p	566	88	654
11:00-12:00a	529	85	614

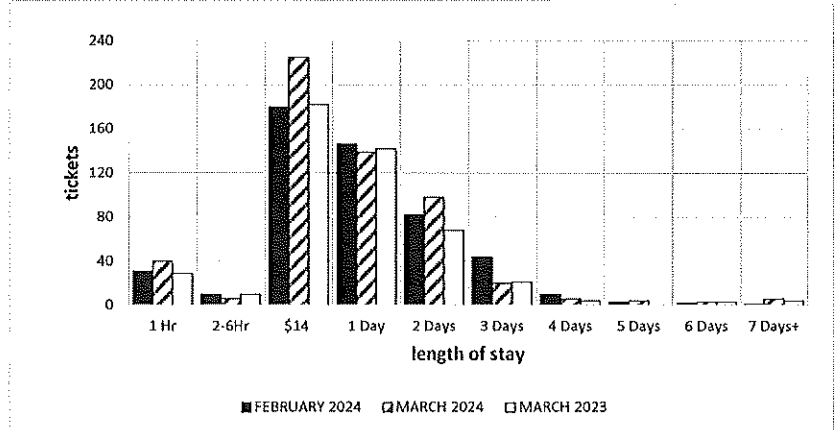
UNION STATION GARAGE OCCUPANCY REPORT



1133 Available Spaces

Transient Length of Stay	FEBRUARY 2024 # of Tickets	MARCH 2024 # of Tickets	MARCH 2023 # of Tickets
1 Hr \$2.00	31	40	29
2Hrs - 6 Hrs	10	6	10
\$14.00 Max	180	225	182
1 Day \$16 - \$18.	146	139	142
2 Days \$20 - \$36	82	98	68
3 Days \$38 - \$54	44	20	21
4 Days \$56 - \$72	10	6	4
5 Days \$74 - \$90	3	4	0
6 Days \$92 - \$108	2	3	3
>7 Days > \$110	1	6	4
Total	509	547	463
Avg Ticket =	\$21.72	\$21.52	\$19.78
Revenue	\$ 11,058.00	\$ 11,774.00	\$ 9,160.00

Transient Length of Stay



Length of Stay	MARCH 2024 # of Tickets	MARCH 2024 % of Total
1 Hr \$2.00	40	0.07
2Hrs - 6 Hrs	6	0.01
\$14.00 Max	225	0.41
1 Day \$16 - \$18.	139	0.25
2 Days \$20 - \$36	98	0.18
3 Days \$38 - \$54	20	0.04
4 Days \$56 - \$72	6	0.01
5 Days \$74 - \$90	4	0.01
6 Days \$92 - \$108	3	0.01
>7 Days > \$110	6	0.01
Total	547	

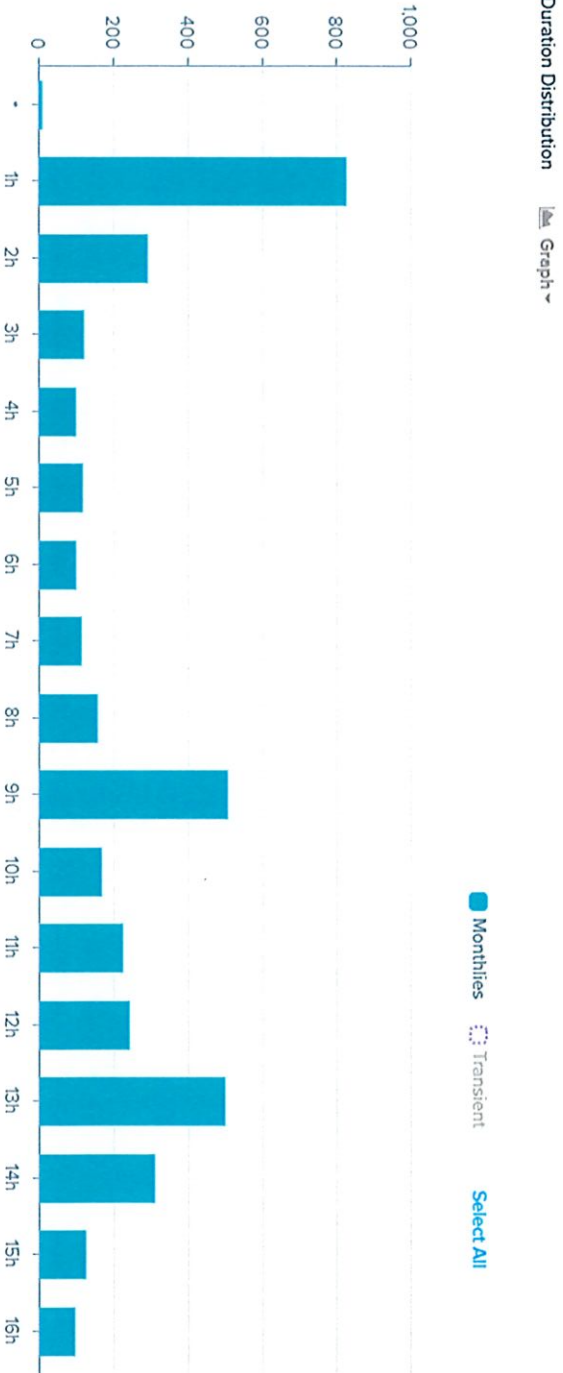
New Haven Parking Authority - Union Station Garage

- OVERVIEW
- OCCUPANCY
- REVENUE
- DAY OF WEEK
- DURATION**
- OVERSELL
- ONLINE RATE SURVEY
- BUDGETS
- % BENCHMARK
- Advanced Analytics
- COMPARISON

Duration

Show duration distribution **By Hour** on **All Days** entering at **All Hours** for **Mar 1, 2024 - Mar 31, 2024** broken down by **User Type**

Compare to Last Year



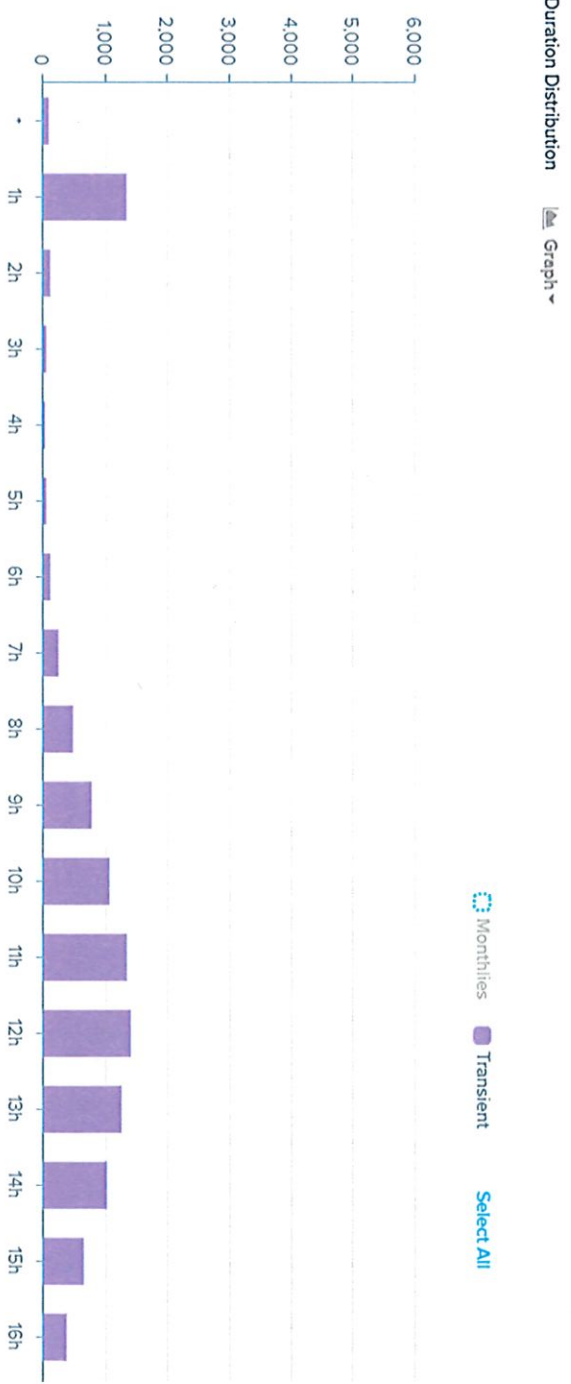
- OVERVIEW
- OCCUPANCY
- REVENUE
- DAY OF WEEK
- DURATION**
- OVERSELL
- ONLINE RATE SURVEY
- BUDGETS
- % BENCHMARK
- Advanced Analytics
- COMPARISON

Duration

Show duration distribution **By Hour** on **All Days** entering at **All Hours**

for **Mar 1, 2024 - Mar 31, 2024** broken down by **User Type**

Compare to Last Year



USTC Incident Statistics by Category - March 2024



Month	Motor Vehicle Accident	Larceny Motor Vehicle	Larceny Bicycle	Larceny - all other	Vandalism Private Property	Vandalism NHPA Property	Medical	Trip/Fall Injury	Disorderly Conduct	Other Criminal Activity	Other Miscellaneous	Alarms Elevator Entrapment	Total
JAN	1						24	2	17		12 9 Code of Conduct	1	57
FEB				1			26		15		8 5 Code of Conduct		53
MAR	1			1			21		5	4	4 Code of Conduct		36
APR													
MAY													
JUN													
JULY													
AUG													
SEPT													
OCT													
NOV													
DEC													
TOTAL	2	0	0	2	0	0	71	2	37	4	24	1	146

Total incidents decreased this month and medicals remained consistent with previous months. A stolen vehicle was recovered with an arrest, there was an arrest for BOP/Trespass, and an arrest for BOP for a minor altercation. There was a demonstration that resulted in some disruptions and arrests. No known or reported injuries and station remained open.

INCIDENTS – Union Station Building and Garage – March 2024

DATE & TIME	TYPE	DESCRIPTION	POLICE CALLED	MEDICAL ASSISTANCE REQUIRED
		LOCATION:		
3.1.24 1145am	Medical - Intoxicated	<u>USB Main Concourse – Front of station</u> Intoxicated subject dropped off in front of station who was unable to care for themselves. Amtrak PD assisted.	Amtrak PD	Yes
3.4..24 340am	Disorderly Conduct	<u>USB Main Concourse – Front of station</u> Four subjects were involved in a dispute and one brandished a boxcutter prior to fleeing. NHPD responded to investigate.	NHPD	
3.5.24 245pm	Medical - Intoxicated	<u>USB Main Concourse – Lobby area</u> Intoxicated male refused to quiet complaining that someone stole his beer. Amtrak assisted.	Amtrak PD	Yes
3.6.24 1040am	Other Criminal Activity – Arrest (disorderly conduct type)	<u>USB Main Concourse – Subway Restaurant</u> [REDACTED] entered Subway after having been previously trespassed from there and threw items at one of the sandwich artists. Amtrak PD arrested the subject and MTAPD and CSP assisted.	Amtrak PD MTAPD CSP	
3.6.24 1200pm	Misc. Other – Code of Conduct	<u>USB Main Concourse and Rear of Station</u> [REDACTED] was found sleeping in the rear of the station and was told to leave for non-compliance. He returned and was told to leave again.		
3.6.24 715pm	Medical	<u>USB Main Concourse – lobby</u> Male patron was lying on the benches and complained of stomach pain.		Yes
3.6.24 735pm	Medical	<u>USB Main Concourse – Lobby and West End</u> Patron repeatedly found lying down complained of wrist pain.		Yes
3.7.24 910pm	Medical	<u>USB – Front of station by bus stop</u> EMS responded for a subject with covid like symptoms.		Yes
3.8.24 545pm	Medical	<u>USB Main Concourse – Lobby</u> Patron laying on bench with stomach pain.		Yes
3.10.24 345am	Medical	<u>USB Main Concourse – Lobby</u> Patron with chest pain.		Yes
3.10.24 530pm	Misc. Other – Code of Conduct	<u>USB Main Concourse – Lobby</u> [REDACTED] was told to leave for panhandling. CSP assisted.	CSP	
3.10.24 730pm	Disorderly Conduct	<u>USB Main Concourse – Lobby</u> [REDACTED] was creating a disturbance in the main lobby playing loud music and dancing without shoes on. She refused to comply with NHPA Security requests to refrain from such activity. Amtrak PD assisted with her leaving.	Amtrak PD	
3.10.24 945pm	Medical	<u>USB – Outside West Entrance</u> Male discovered trying to harm himself. Amtrak PD responded to security and assisted with the subject until NHPD and EMS arrived.	Amtrak PD	Yes
3.11.24 220am	Other Criminal Activity – Larceny MV (Arrest)	<u>USB Front Traffic Circle – Taxi Lane</u> U-Haul Van parked in taxi lane and driver refusing to move. NHPD responded and arrested the subject for stolen auto	NHPD	

3.12.24 1030am	Misc. Other – Code of Conduct	<u>USB Main Concourse – Lobby</u> [REDACTED] was repeatedly lying down and muttering to herself. COMPASS was contacted and responded to speak with her. She left a short time later.	COMPASS	
3.12.24 645pm	Medical	<u>USB – Front of Station by West End</u> Subject called 911 complaining of chest pain.		Yes
3.13.24 930pm	Other Criminal Activity – Assault	<u>USB Front of Station and Across the Street</u> A witness reported an altercation to the NHPD Officer working the station. The officer witnessed one subject. [REDACTED] slap another and intervened and arrested the subject.	NHPD	
3.14.24 245pm	MVA	<u>USB – Front Traffic Circle</u> Minor damage to both vehicles. No injuries or report.		
3.16.24 1142	Medical	<u>USB – Front of Station</u> Amtrak PD requested EMS for a subject lying in front of the station.	Amtrak PD	Yes
3.17.24 645am	Disorderly Conduct	<u>USB Main Concourse – Lobby</u> Two known subjects ([REDACTED]) were involved in a verbal argument that was escalating over a backpack. Amtrak PD and MTAPD responded to investigate. Both parties left the premises.	Amtrak PD MTAPD	
3.18.24 945pm	Medical	<u>USB – Front of Station near Flagpole</u> Subject complaining of chest pains.		
3.21.24 250am	Medical	<u>USB – Front of the Station</u> EMS was requested for a patron with leg numbness.		Yes
3.22.24 1120am	Medical	<u>USB Main Concourse – East Lobby</u> Amtrak PD and EMS assisted a patron who was depressed.	Amtrak PD	Yes
3.23.24 706pm	Medical	<u>USB Main Concourse – Lobby</u> EMS responded for a sick call possible seizure.		Yes
3.24.24 435pm	Medical	<u>USB Main Concourse – Lobby</u> Amtrak PD assisted with a subject who fell off the bench. EMS responded.	Amtrak PD	Yes
3.25.24 1025pm	Medical	<u>USB Main Concourse – Lobby</u> EMS was called for a patron laying down/stomach pain.		Yes
3.26.24 1228pm	Misc. Other – Altered Mental Status	<u>USB – Tunnel, Stairs to Platform and Main Concourse</u> Patron who appeared to be confused and non-communicative. Urinated and defecated on the floor prior to NHPD, NHFD, COMPASS, and EMS arriving. She left on the train.	NHPD COMPASS	Yes
3.27.24 220am	Medical	<u>USB – Front of Station</u> EMS responded for a patron with chest and stomach pain.		Yes
3.27.24 310am	Medical	<u>USB – Front of Station</u> EMS responded for a patron who claimed to have head trauma from a prior incident.		Yes
3.27.24 4am	Other Criminal Activity – Trespass	<u>USB Main Concourse – Lobby</u> A patron who was believed to be barred from the station was asked to leave. It was later determined that she appeared in court and the order was rescinded.		
3.27.24 835am	Medical	<u>USB Main Concourse – Lobby</u> EMS responded for a patron with mental health concerns.		Yes
3.28.24 530pm	Disorderly Conduct (Protest)	<u>USB Main Concourse, Front Traffic Circle, Tunnel</u> Large protest which resulted in numerous arrests. MTAPD, Amtrak PD, CSP, and NHPD assisted. No known or reported injuries and minor disruption.	MTAPD Amtrak PD CSP NHPD	
3.29.24 1202am	Medical	<u>USB Main Concourse</u> EMS responded for a patron with knee pain.		Yes

3.29.24 1030am	Disorderly Conduct	<u>USB - Tunnel Area</u> [REDACTED] created a disturbance yelling at a NHPA Security Guard. MTAP assisted with having her leave the station.	MTAPD	
3.30.24 1030pm	Medical	<u>USB Main Concourse - East Elevator</u> EMS responded for a patron who complained of pain from a previous incident.		Yes
		<u>LOCATION: UNION STATION GARAGE</u>		
3.1.24 1140pm	Larceny - Bike tire	<u>USG Bike Rack</u> Patron reported a tire/wheel stolen from bicycle.		

