



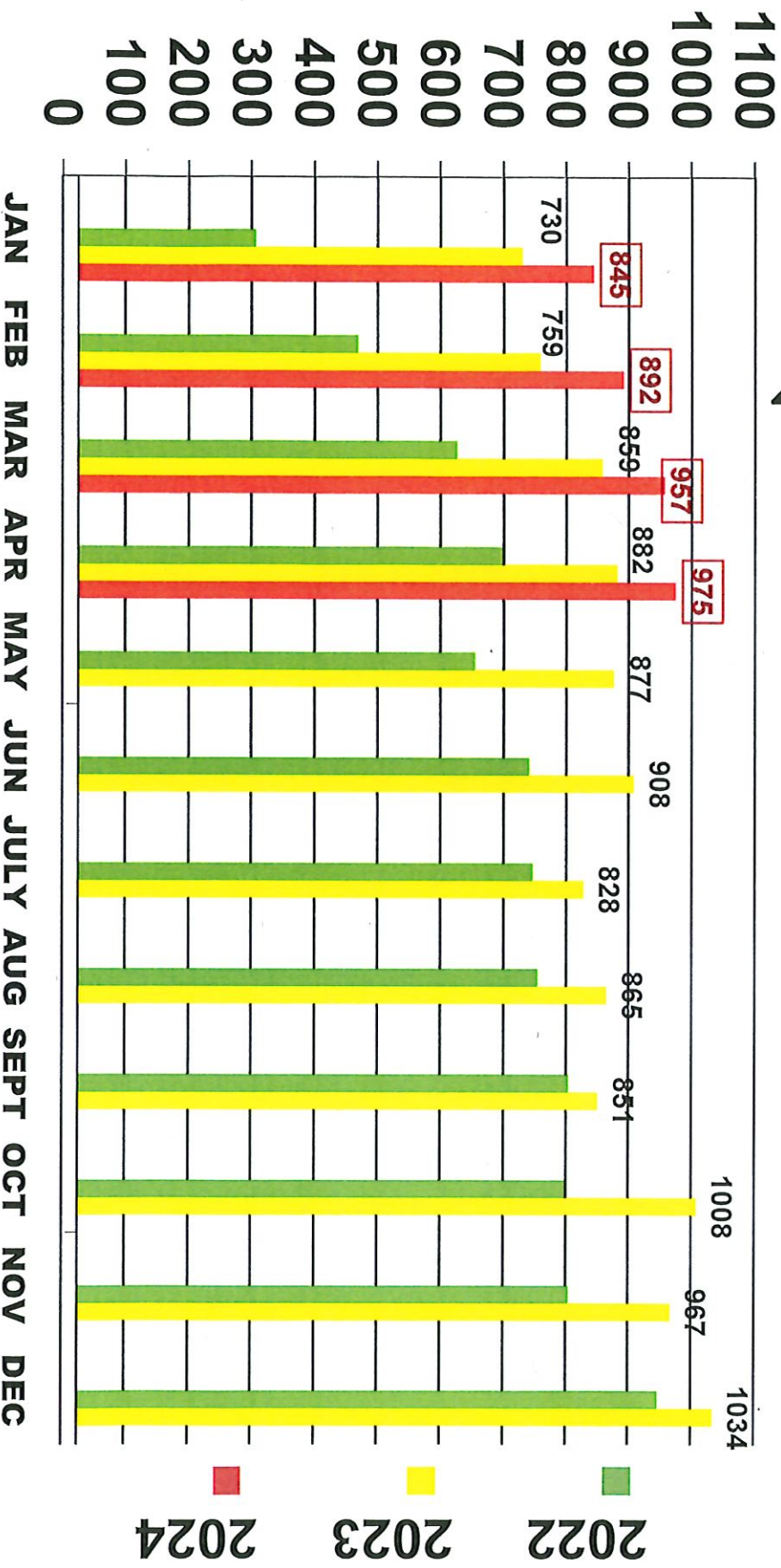
**UNION STATION**  
PARTNERSHIP  
NEW HAVEN

# Average Occupancy Statistics Union Station Garage

## Facility Capacity 1133

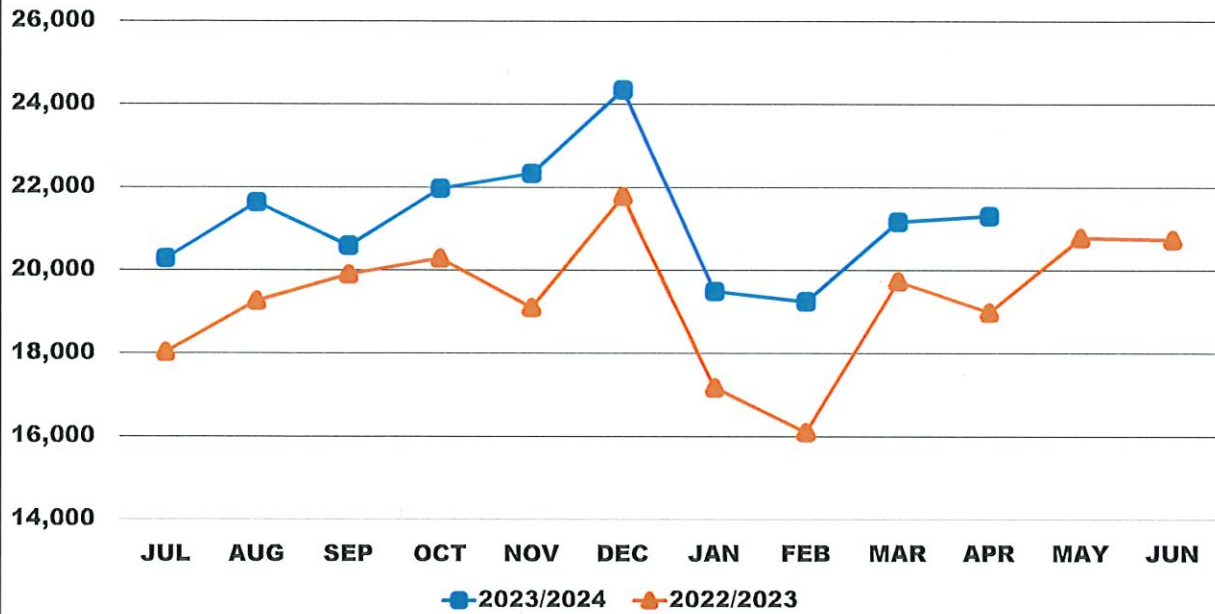
### Comparison of 2022 through 2024

Facility Capacity 1133



# UNION STATION GARAGE

## TOTAL CARS PARKED



### TOTAL CARS PARKED

FY	Weekdays		COMPARISON BY MONTH			% CHANGE BY YEAR	CUMULATIVE COMPARISON		
	2023/2024	2022/2023	2023/2024	% CHANGE BY MONTH	2022/2023		2023/2024	2022/2023	% CHANGE
JUL	21	22	20,294	-2%	18,034	13%	20,294	18,034	13%
AUG	23	23	21,635	7%	19,266	12%	41,929	37,300	12%
SEP	21	22	20,597	-5%	19,907	3%	62,526	57,207	9%
OCT	22	21	21,972	7%	20,289	8%	84,498	77,496	9%
NOV	22	22	22,337	2%	19,101	17%	106,835	96,597	11%
DEC	21	22	24,356	9%	21,782	12%	131,191	118,379	11%
JAN	23	22	19,494	-20%	17,176	13%	150,685	135,555	11%
FEB	21	20	19,247	-1%	16,105	20%	169,932	151,660	12%
MAR	21	23	21,172	10%	19,735	7%	191,104	171,395	11%
APR	22	20	21,311	1%	18,987	12%	212,415	190,382	12%
MAY		23			20,783			211,165	
JUN		22			20,742			231,907	
Total	217	262							

## UNION STATION GARAGE

<b>TOTAL TICKETS ISSUED</b>									
FY	Weekdays		COMPARISON BY MONTH			% CHANGE BY YEAR	CUMULATIVE COMPARISON		
	2023/2024	2022/2023	2023/2024	% CHANGE BY MONTH	2022/2023		2023/2024	2022/2023	% CHANGE
JUL	21	22	16,108	-7%	13,618	18%	16,108	13,618	18%
AUG	23	23	16,931	5%	14,525	17%	33,039	28,143	17%
SEP	21	22	16,173	-4%	15,161	7%	49,212	43,304	14%
OCT	22	21	17,105	6%	15,634	9%	66,317	58,938	13%
NOV	22	22	17,647	3%	15,686	13%	83,964	74,624	13%
DEC	21	22	20,165	14%	18,506	9%	104,129	93,130	12%
JAN	23	22	14,750	-27%	13,558	9%	118,879	106,688	11%
FEB	21	20	14,740	0%	12,719	16%	133,619	119,407	12%
MAR	21	23	16,524	12%	16,076	3%	150,143	135,483	11%
APR	22	20	16,519	0%	15,778	5%	166,662	151,261	10%
MAY		23			16,976			168,237	
JUN		22			17,262			185,499	
<b>Total</b>	<b>217</b>	<b>262</b>							

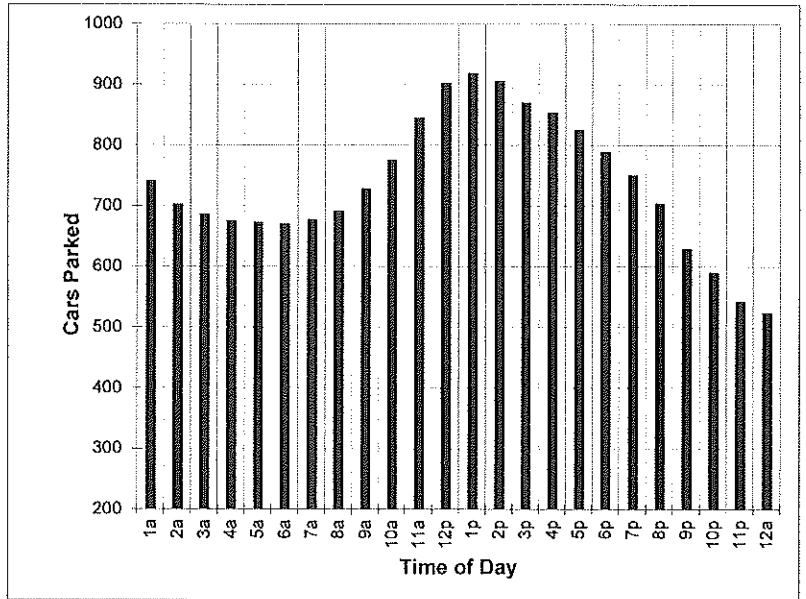
<b>TOTAL KEYCARDS ENTERED</b>									
FY	Weekdays		COMPARISON BY MONTH			% CHANGE BY YEAR	CUMULATIVE COMPARISON		
	2023/2024	2022/2023	2023/2024	% CHANGE BY MONTH	2022/2023		2023/2024	2022/2023	% CHANGE
JUL	21	22	4,186	20%	4,416	-5%	4,186	4,416	-5%
AUG	23	23	4,704	12%	4,741	-1%	8,890	9,157	-3%
SEP	21	22	4,424	-6%	4,746	-7%	13,314	13,903	-4%
OCT	22	21	4,867	10%	4,655	5%	18,181	18,558	-2%
NOV	22	22	4,690	-4%	3,415	37%	22,871	21,973	4%
DEC	21	22	4,191	-11%	3,276	28%	27,062	25,249	7%
JAN	23	22	4,744	13%	3,618	31%	31,806	28,867	10%
FEB	21	20	4,507	-5%	3,386	33%	36,313	32,253	13%
MAR	21	23	4,648	3%	3,659	27%	40,961	35,912	14%
APR	22	20	4,792	3%	3,209	49%	45,753	39,121	17%
MAY		23			3,807			42,928	
JUN		22			3,480			46,408	
<b>Total</b>	<b>217</b>	<b>262</b>							

Note: adjusted keycard entries for PNH vehicles starting November 2022

APRIL 21, 2024  
Sunday

Time of Day	Tickets	Keycards	Total
00:00-1:00a	637	105	742
1:00-2:00a	601	102	703
2:00-3:00a	584	103	687
3:00-4:00a	574	102	676
4:00-5:00a	571	103	674
5:00-6:00a	569	102	671
6:00-7:00a	571	107	678
7:00-8:00a	581	111	692
8:00-9:00a	615	114	729
9:00-10:00a	665	111	776
10:00-11:00a	734	112	846
11:00-12:00p	790	113	903
12:00-1:00p	803	116	919
1:00-2:00p	795	112	907
2:00-3:00p	758	113	871
3:00-4:00p	744	111	855
4:00-5:00p	712	114	826
5:00-6:00p	675	115	790
6:00-7:00p	636	116	752
7:00-8:00p	596	109	705
8:00-9:00p	519	111	630
9:00-10:00p	480	111	591
10:00-11:00p	434	110	544
11:00-12:00a	416	109	525

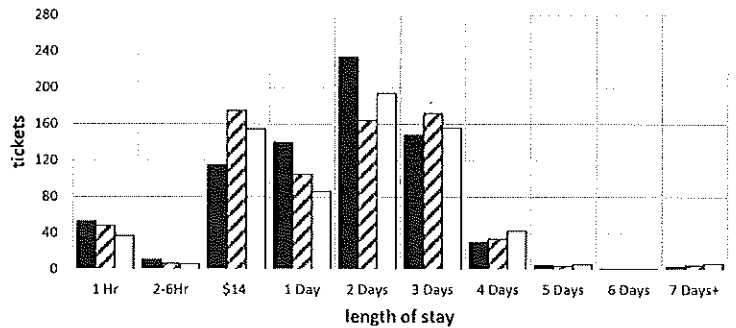
### UNION STATION GARAGE OCCUPANCY REPORT



1133 Available Spaces

Transient Length of Stay	MARCH 2024 # of Tickets	APRIL 2024 # of Tickets	APRIL 2023 # of Tickets
1 Hr \$2.00	53	48	37
2Hrs - 6 Hrs	11	7	6
\$14.00 Max	115	175	155
1 Day \$16 - \$18.	140	105	86
2 Days \$20 - \$36	234	164	194
3 Days \$38 - \$54	148	172	156
4 Days \$56 - \$72	30	34	43
5 Days \$74 - \$90	5	4	6
6 Days \$92 - \$108	1	1	1
>7 Days > \$110	3	5	7
<b>Total</b>	<b>740</b>	<b>715</b>	<b>691</b>
<b>Avg Ticket =</b>	<b>\$28.69</b>	<b>\$29.75</b>	<b>\$31.48</b>
<b>Revenue</b>	<b>\$ 21,230.00</b>	<b>\$ 21,274.00</b>	<b>\$ 21,754.00</b>

### Transient Length of Stay



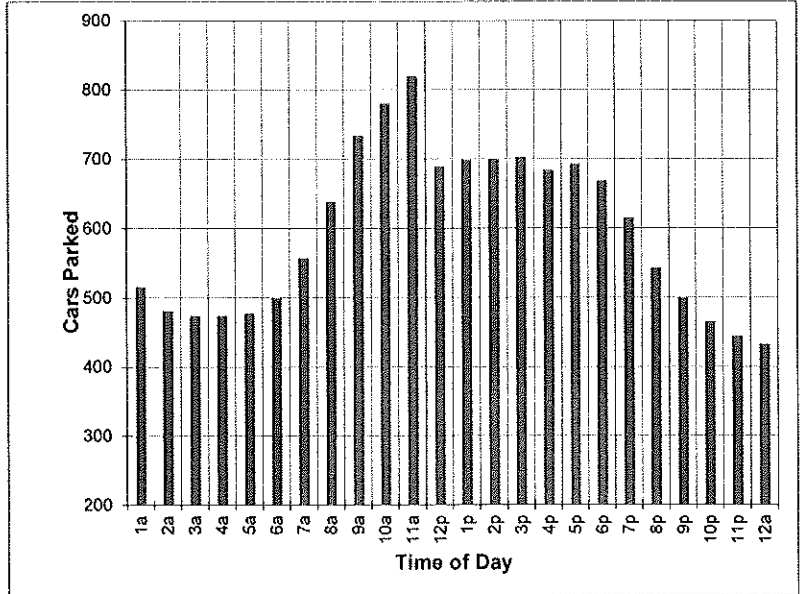
■ MARCH 2024 ■ APRIL 2024 □ APRIL 2023

Length of Stay	APRIL 2024 # of Tickets	APRIL 2024 % of Total
1 Hr \$2.00	48	0.07
2Hrs - 6 Hrs	7	0.01
\$14.00 Max	175	0.24
1 Day \$16 - \$18.	105	0.15
2 Days \$20 - \$36	164	0.23
3 Days \$38 - \$54	172	0.24
4 Days \$56 - \$72	34	0.05
5 Days \$74 - \$90	4	0.01
6 Days \$92 - \$108	1	0.00
>7 Days > \$110	5	0.01
<b>Total</b>	<b>715</b>	

## UNION STATION GARAGE OCCUPANCY REPORT

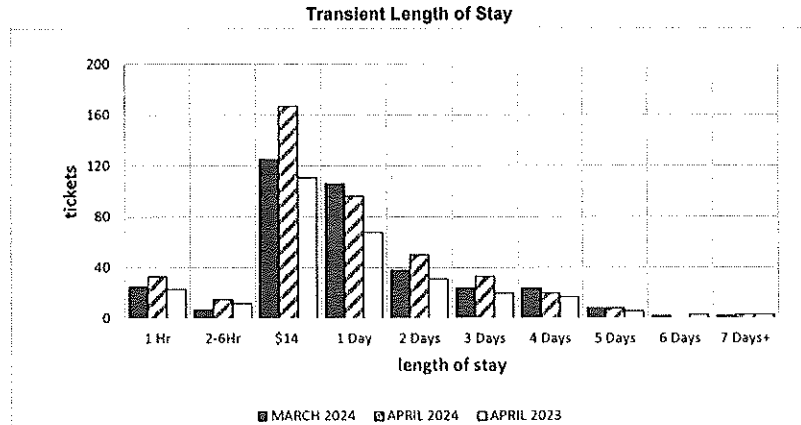
APRIL 22, 2024  
Monday

Time of Day	Tickets	Keycards	Total
00:00-1:00a	404	112	516
1:00-2:00a	374	107	481
2:00-3:00a	366	108	474
3:00-4:00a	366	108	474
4:00-5:00a	366	111	477
5:00-6:00a	374	126	500
6:00-7:00a	403	154	557
7:00-8:00a	460	178	638
8:00-9:00a	525	209	734
9:00-10:00a	571	209	780
10:00-11:00a	611	209	820
11:00-12:00p	479	210	689
12:00-1:00p	487	212	699
1:00-2:00p	489	211	700
2:00-3:00p	490	213	703
3:00-4:00p	481	203	684
4:00-5:00p	486	205	693
5:00-6:00p	470	198	668
6:00-7:00p	437	178	615
7:00-8:00p	385	158	543
8:00-9:00p	351	149	500
9:00-10:00p	330	135	465
10:00-11:00p	311	134	445
11:00-12:00a	298	134	432



1133 Available Spaces

Transient Length of Stay	MARCH 2024 # of Tickets	APRIL 2024 # of Tickets	APRIL 2023 # of Tickets
1 Hr \$2.00	25	33	23
2Hrs - 6 Hrs	7	15	12
\$14.00 Max	125	167	111
1 Day \$16 - \$18.	106	96	68
2 Days \$20 - \$36	38	50	31
3 Days \$38 - \$54	24	33	20
4 Days \$56 - \$72	24	20	17
5 Days \$74 - \$90	8	8	6
6 Days \$92 - \$108	2	0	3
>7 Days > \$110	2	3	3
<b>Total</b>	<b>361</b>	<b>425</b>	<b>294</b>
<b>Avg Ticket =</b>	<b>\$24.34</b>	<b>\$23.19</b>	<b>\$24.63</b>
<b>Revenue</b>	<b>\$ 8,786.00</b>	<b>\$ 9,854.00</b>	<b>\$ 7,242.00</b>

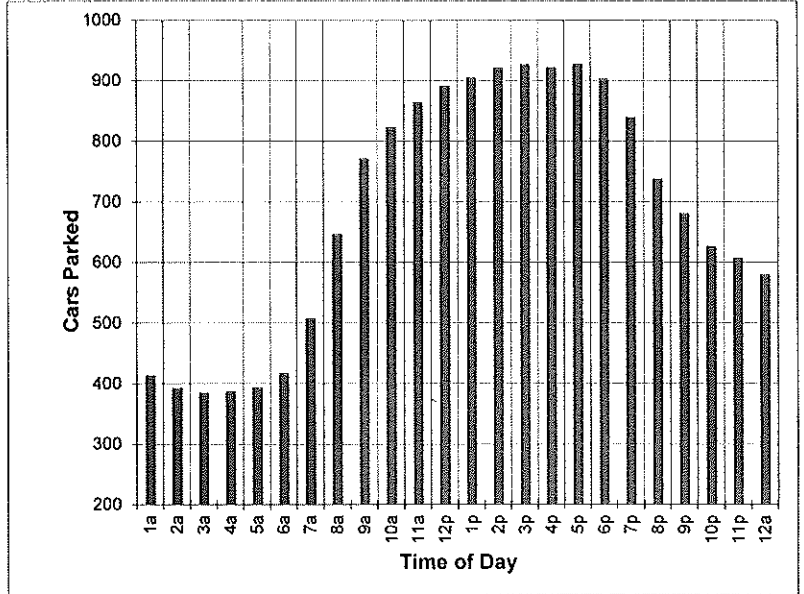


Length of Stay	APRIL 2024	
	# of Tickets	% of Total
1 Hr \$2.00	33	0.08
2Hrs - 6 Hrs	15	0.04
\$14.00 Max	167	0.39
1 Day \$16 - \$18.	96	0.23
2 Days \$20 - \$36	50	0.12
3 Days \$38 - \$54	33	0.08
4 Days \$56 - \$72	20	0.05
5 Days \$74 - \$90	8	0.02
6 Days \$92 - \$108	0	0.00
>7 Days > \$110	3	0.01
<b>Total</b>	<b>425</b>	

APRIL 23, 2024  
Tuesday

Time of Day	Tickets	Keycards	Total
00:00-1:00a	282	132	414
1:00-2:00a	268	125	393
2:00-3:00a	261	124	385
3:00-4:00a	261	127	388
4:00-5:00a	264	130	394
5:00-6:00a	274	144	418
6:00-7:00a	324	184	508
7:00-8:00a	442	205	647
8:00-9:00a	531	241	772
9:00-10:00a	582	241	823
10:00-11:00a	619	245	864
11:00-12:00p	646	245	891
12:00-1:00p	662	243	905
1:00-2:00p	676	245	921
2:00-3:00p	682	245	927
3:00-4:00p	684	238	922
4:00-5:00p	690	237	927
5:00-6:00p	672	231	903
6:00-7:00p	634	205	839
7:00-8:00p	554	184	738
8:00-9:00p	505	176	681
9:00-10:00p	464	163	627
10:00-11:00p	451	156	607
11:00-12:00a	426	154	580

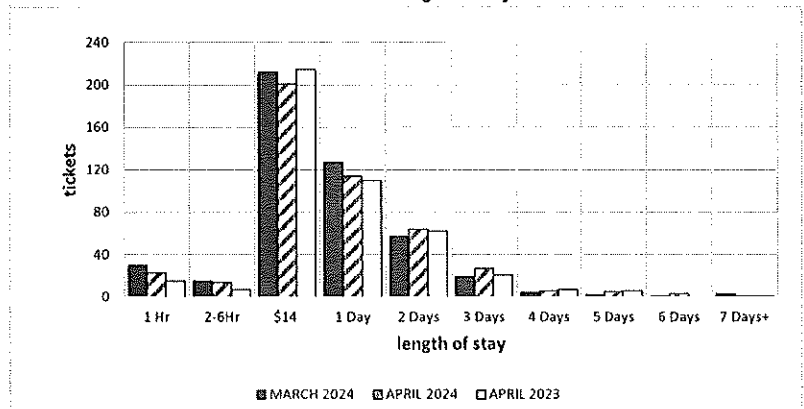
### UNION STATION GARAGE OCCUPANCY REPORT



1133 Available Spaces

Transient Length of Stay	MARCH 2024 # of Tickets	APRIL 2024 # of Tickets	APRIL 2023 # of Tickets
1 Hr \$2.00	30	23	15
2Hrs - 6 Hrs	15	14	7
\$14.00 Max	212	201	215
1 Day \$16 - \$18.	127	114	110
2 Days \$20 - \$36	57	64	62
3 Days \$38 - \$54	19	27	21
4 Days \$56 - \$72	4	6	7
5 Days \$74 - \$90	2	5	6
6 Days \$92 - \$108	1	3	0
>7 Days > \$110	3	1	1
<b>Total</b>	<b>470</b>	<b>458</b>	<b>444</b>
<b>Avg Ticket =</b>	<b>\$19.03</b>	<b>\$20.61</b>	<b>\$20.33</b>
<b>Revenue</b>	<b>\$ 8,944.00</b>	<b>\$ 9,438.00</b>	<b>\$ 9,028.00</b>

### Transient Length of Stay

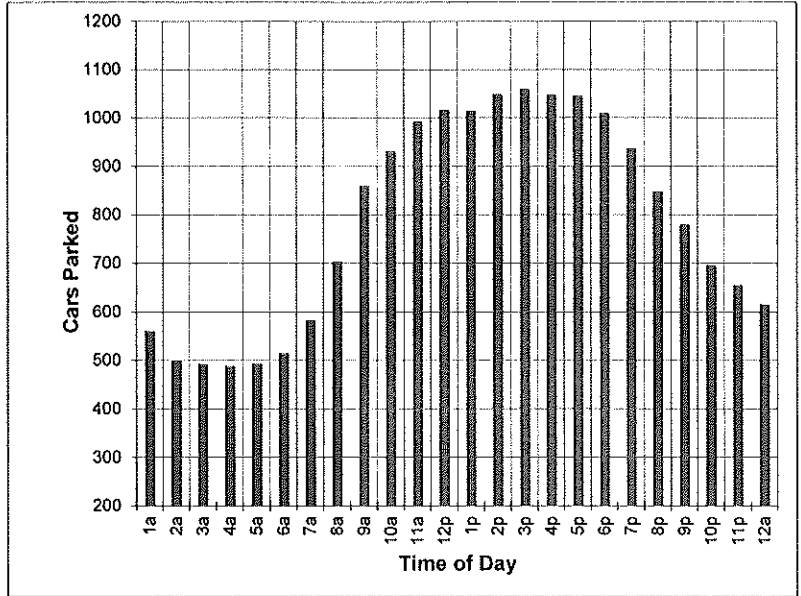


Length of Stay	APRIL 2024 # of Tickets	APRIL 2024 % of Total
1 Hr \$2.00	23	0.05
2Hrs - 6 Hrs	14	0.03
\$14.00 Max	201	0.44
1 Day \$16 - \$18.	114	0.25
2 Days \$20 - \$36	64	0.14
3 Days \$38 - \$54	27	0.06
4 Days \$56 - \$72	6	0.01
5 Days \$74 - \$90	5	0.01
6 Days \$92 - \$108	3	0.01
>7 Days > \$110	1	0.00
<b>Total</b>	<b>458</b>	

## UNION STATION GARAGE OCCUPANCY REPORT

APRIL 24, 2024  
Wednesday

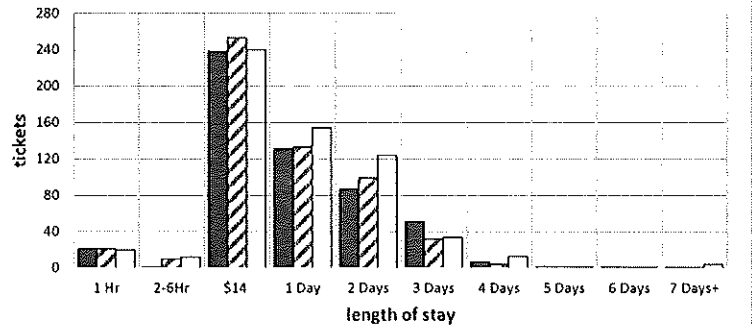
Time of Day	Tickets	Keycards	Total
00:00-1:00a	407	153	560
1:00-2:00a	354	145	499
2:00-3:00a	346	146	492
3:00-4:00a	344	145	489
4:00-5:00a	346	148	494
5:00-6:00a	353	163	516
6:00-7:00a	394	190	584
7:00-8:00a	498	206	704
8:00-9:00a	622	239	861
9:00-10:00a	691	241	932
10:00-11:00a	750	243	993
11:00-12:00p	774	242	1016
12:00-1:00p	779	236	1015
1:00-2:00p	808	241	1049
2:00-3:00p	816	244	1060
3:00-4:00p	816	232	1048
4:00-5:00p	814	231	1045
5:00-6:00p	794	216	1010
6:00-7:00p	750	188	938
7:00-8:00p	677	171	848
8:00-9:00p	620	160	780
9:00-10:00p	553	143	696
10:00-11:00p	516	139	655
11:00-12:00a	476	140	616



1133 Available Spaces

Transient Length of Stay	MARCH 2024 # of Tickets	APRIL 2024 # of Tickets	APRIL 2023 # of Tickets
1 Hr \$2.00	21	21	20
2Hrs - 6 Hrs	1	10	12
\$14.00 Max	238	253	240
1 Day \$16 - \$18.	131	133	154
2 Days \$20 - \$36	87	99	124
3 Days \$38 - \$54	51	32	34
4 Days \$56 - \$72	7	4	13
5 Days \$74 - \$90	2	2	2
6 Days \$92 - \$108	2	1	1
>7 Days > \$110	1	1	4
<b>Total</b>	<b>541</b>	<b>556</b>	<b>604</b>
<b>Avg Ticket =</b>	<b>\$21.70</b>	<b>\$20.53</b>	<b>\$22.29</b>
<b>Revenue</b>	<b>\$ 11,740.00</b>	<b>\$ 11,414.00</b>	<b>\$ 13,464.00</b>

Transient Length of Stay



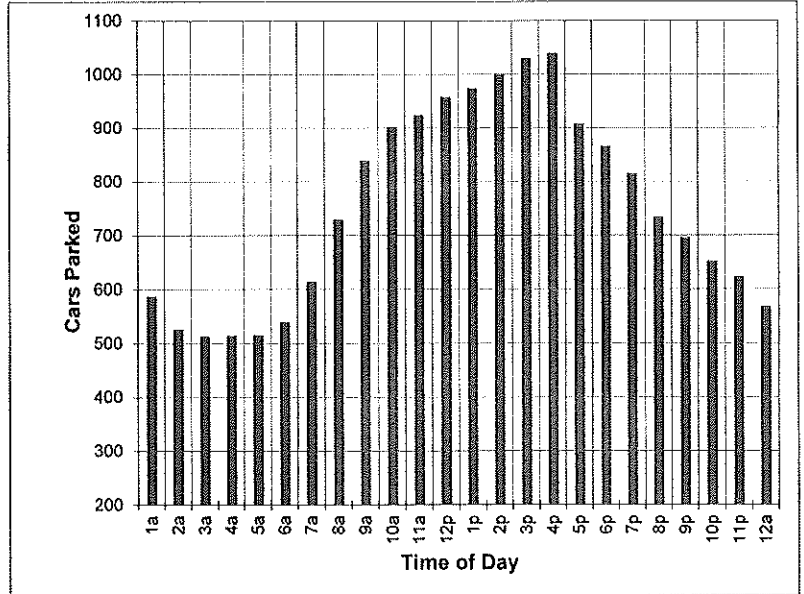
■ MARCH 2024 ■ APRIL 2024 □ APRIL 2023

Length of Stay	APRIL 2024	
	# of Tickets	% of Total
1 Hr \$2.00	21	0.04
2Hrs - 6 Hrs	10	0.02
\$14.00 Max	253	0.46
1 Day \$16 - \$18.	133	0.24
2 Days \$20 - \$36	99	0.18
3 Days \$38 - \$54	32	0.06
4 Days \$56 - \$72	4	0.01
5 Days \$74 - \$90	2	0.00
6 Days \$92 - \$108	1	0.00
>7 Days > \$110	1	0.00
<b>Total</b>	<b>556</b>	

APRIL 25, 2024  
Thursday

Time of Day	Tickets	Keycards	Total
00:00-1:00a	447	141	588
1:00-2:00a	389	136	525
2:00-3:00a	376	137	513
3:00-4:00a	376	139	515
4:00-5:00a	375	141	516
5:00-6:00a	385	154	539
6:00-7:00a	433	181	614
7:00-8:00a	524	206	730
8:00-9:00a	610	230	840
9:00-10:00a	666	236	902
10:00-11:00a	689	235	924
11:00-12:00p	726	232	958
12:00-1:00p	740	234	974
1:00-2:00p	765	236	1001
2:00-3:00p	795	235	1030
3:00-4:00p	818	222	1040
4:00-5:00p	690	218	908
5:00-6:00p	667	199	866
6:00-7:00p	637	178	815
7:00-8:00p	587	148	735
8:00-9:00p	561	135	696
9:00-10:00p	530	123	653
10:00-11:00p	506	118	624
11:00-12:00a	453	115	568

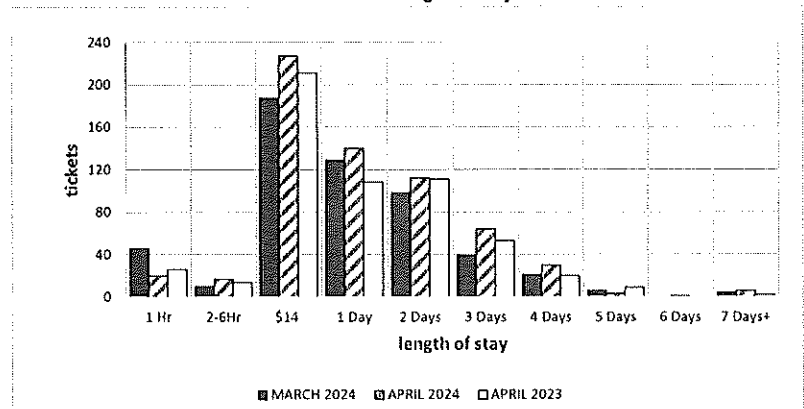
### UNION STATION GARAGE OCCUPANCY REPORT



1133 Available Spaces

Transient Length of Stay	MARCH 2024 # of Tickets	APRIL 2024 # of Tickets	APRIL 2023 # of Tickets
1 Hr \$2.00	46	20	26
2Hrs - 6 Hrs	10	17	14
\$14.00 Max	187	227	211
1 Day \$16 - \$18.	129	140	108
2 Days \$20 - \$36	98	112	111
3 Days \$38 - \$54	39	64	53
4 Days \$56 - \$72	21	30	20
5 Days \$74 - \$90	6	3	9
6 Days \$92 - \$108	0	1	0
>7 Days > \$110	4	6	2
<b>Total</b>	<b>540</b>	<b>620</b>	<b>554</b>
<b>Avg Ticket =</b>	<b>\$22.90</b>	<b>\$25.58</b>	<b>\$24.46</b>
<b>Revenue</b>	<b>\$ 12,366.00</b>	<b>\$ 15,862.00</b>	<b>\$ 13,550.00</b>

### Transient Length of Stay



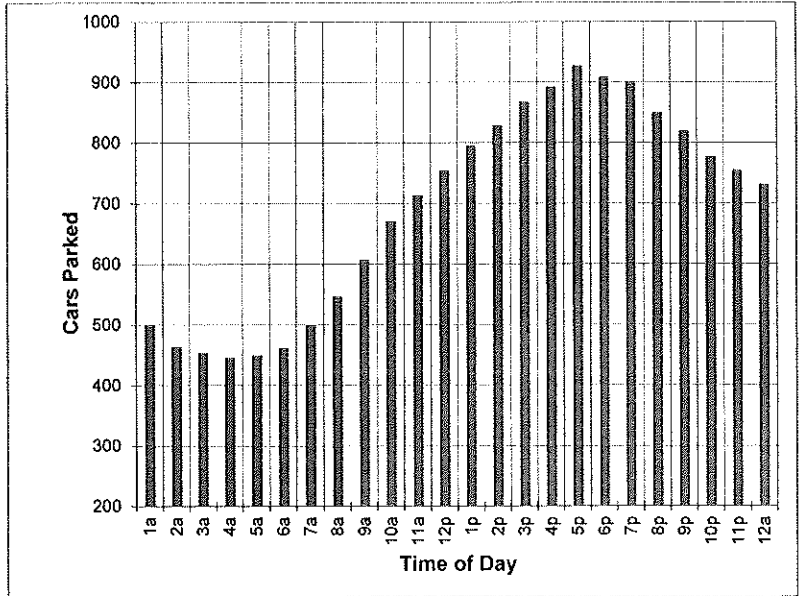
Length of Stay	APRIL 2024	
	# of Tickets	% of Total
1 Hr \$2.00	20	0.03
2Hrs - 6 Hrs	17	0.03
\$14.00 Max	227	0.37
1 Day \$16 - \$18.	140	0.23
2 Days \$20 - \$36	112	0.18
3 Days \$38 - \$54	64	0.10
4 Days \$56 - \$72	30	0.05
5 Days \$74 - \$90	3	0.00
6 Days \$92 - \$108	1	0.00
>7 Days > \$110	6	0.01
<b>Total</b>	<b>620</b>	



## UNION STATION GARAGE OCCUPANCY REPORT

APRIL 26, 2024  
Friday

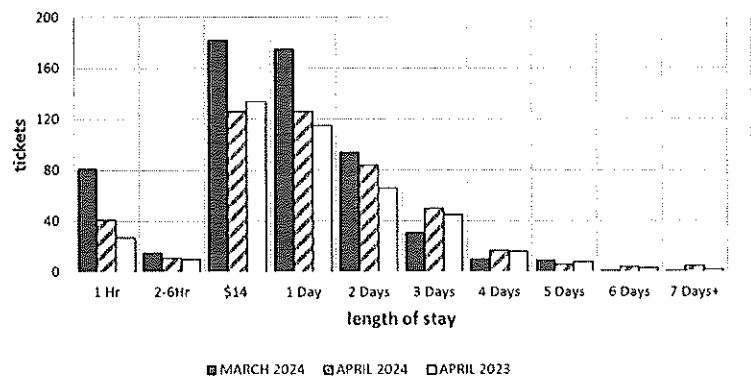
Time of Day	Tickets	Keycards	Total
00:00-1:00a	387	113	500
1:00-2:00a	356	108	464
2:00-3:00a	346	108	454
3:00-4:00a	338	108	446
4:00-5:00a	336	114	450
5:00-6:00a	339	123	462
6:00-7:00a	361	139	500
7:00-8:00a	398	150	548
8:00-9:00a	441	166	607
9:00-10:00a	503	168	671
10:00-11:00a	547	167	714
11:00-12:00p	588	166	754
12:00-1:00p	630	165	795
1:00-2:00p	660	168	828
2:00-3:00p	696	171	867
3:00-4:00p	732	160	892
4:00-5:00p	767	160	927
5:00-6:00p	760	149	909
6:00-7:00p	760	141	901
7:00-8:00p	724	126	850
8:00-9:00p	701	119	820
9:00-10:00p	668	110	778
10:00-11:00p	648	107	755
11:00-12:00a	628	103	731



1133 Available Spaces

Transient Length of Stay	MARCH 2024 # of Tickets	APRIL 2024 # of Tickets	APRIL 2023 # of Tickets
1 Hr \$2.00	81	41	27
2Hrs - 6 Hrs	15	11	10
\$14.00 Max	182	126	134
1 Day \$16 - \$18.	175	126	115
2 Days \$20 - \$36	94	84	66
3 Days \$38 - \$54	31	50	45
4 Days \$56 - \$72	10	17	16
5 Days \$74 - \$90	9	6	8
6 Days \$92 - \$108	1	4	3
>7 Days > \$110	1	5	2
<b>Total</b>	<b>599</b>	<b>470</b>	<b>426</b>
<b>Avg Ticket =</b>	<b>\$19.45</b>	<b>\$25.26</b>	<b>\$24.93</b>
<b>Revenue</b>	<b>\$ 11,652.00</b>	<b>\$ 11,872.00</b>	<b>\$ 10,620.00</b>

### Transient Length of Stay

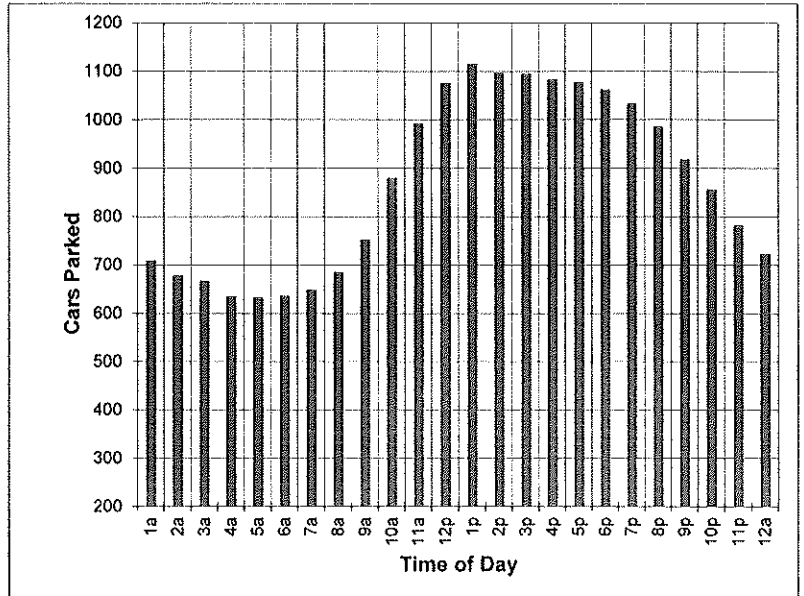


Length of Stay	APRIL 2024	
	# of Tickets	% of Total
1 Hr \$2.00	41	0.09
2Hrs - 6 Hrs	11	0.02
\$14.00 Max	126	0.27
1 Day \$16 - \$18.	126	0.27
2 Days \$20 - \$36	84	0.18
3 Days \$38 - \$54	50	0.11
4 Days \$56 - \$72	17	0.04
5 Days \$74 - \$90	6	0.01
6 Days \$92 - \$108	4	0.01
>7 Days > \$110	5	0.01
<b>Total</b>	<b>470</b>	

APRIL 27, 2024  
Saturday

Time of Day	Tickets	Keycards	Total
00:00-1:00a	606	103	709
1:00-2:00a	581	98	679
2:00-3:00a	571	97	668
3:00-4:00a	539	97	636
4:00-5:00a	536	98	634
5:00-6:00a	538	99	637
6:00-7:00a	548	101	649
7:00-8:00a	583	103	686
8:00-9:00a	644	109	753
9:00-10:00a	770	111	881
10:00-11:00a	883	110	993
11:00-12:00p	963	113	1076
12:00-1:00p	1005	112	1117
1:00-2:00p	988	109	1097
2:00-3:00p	987	108	1095
3:00-4:00p	974	109	1083
4:00-5:00p	967	111	1078
5:00-6:00p	952	111	1063
6:00-7:00p	923	110	1033
7:00-8:00p	879	108	987
8:00-9:00p	807	111	918
9:00-10:00p	747	110	857
10:00-11:00p	675	108	783
11:00-12:00a	618	106	724

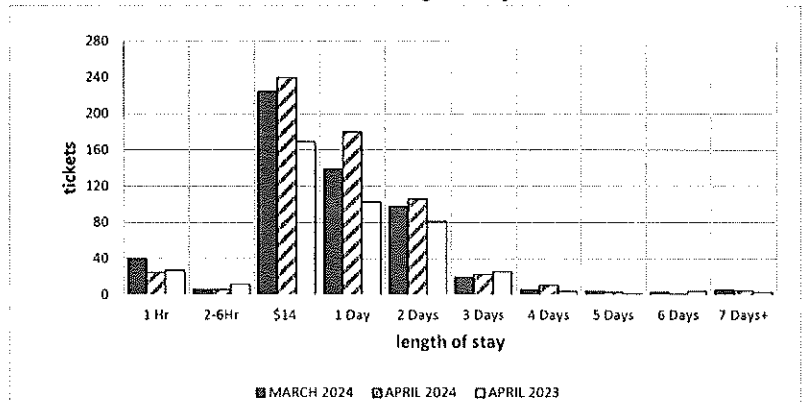
### UNION STATION GARAGE OCCUPANCY REPORT



1133 Available Spaces

Transient Length of Stay	MARCH 2024 # of Tickets	APRIL 2024 # of Tickets	APRIL 2023 # of Tickets
1 Hr \$2.00	40	25	27
2Hrs - 6 Hrs	6	6	12
\$14.00 Max	225	240	169
1 Day \$16 - \$18.	139	180	103
2 Days \$20 - \$36	98	106	81
3 Days \$38 - \$54	20	23	26
4 Days \$56 - \$72	6	11	4
5 Days \$74 - \$90	4	3	2
6 Days \$92 - \$108	3	1	4
>7 Days > \$110	6	5	3
<b>Total</b>	<b>547</b>	<b>600</b>	<b>431</b>
<b>Avg Ticket =</b>	<b>\$21.52</b>	<b>\$21.70</b>	<b>\$21.13</b>
<b>Revenue</b>	<b>\$ 11,774.00</b>	<b>\$ 13,020.00</b>	<b>\$ 9,106.00</b>

### Transient Length of Stay



Length of Stay	APRIL 2024 # of Tickets	APRIL 2024 % of Total
1 Hr \$2.00	25	0.04
2Hrs - 6 Hrs	6	0.01
\$14.00 Max	240	0.40
1 Day \$16 - \$18.	180	0.30
2 Days \$20 - \$36	106	0.18
3 Days \$38 - \$54	23	0.04
4 Days \$56 - \$72	11	0.02
5 Days \$74 - \$90	3	0.01
6 Days \$92 - \$108	1	0.00
>7 Days > \$110	5	0.01
<b>Total</b>	<b>600</b>	

- OVERVIEW
- OCCUPANCY
- REVENUE
- DAY OF WEEK
- DURATION**
- ONLINE RATE SURVEY
- BUDGETS
- BENCHMARK
- Advanced Analytics
- COMPARISON

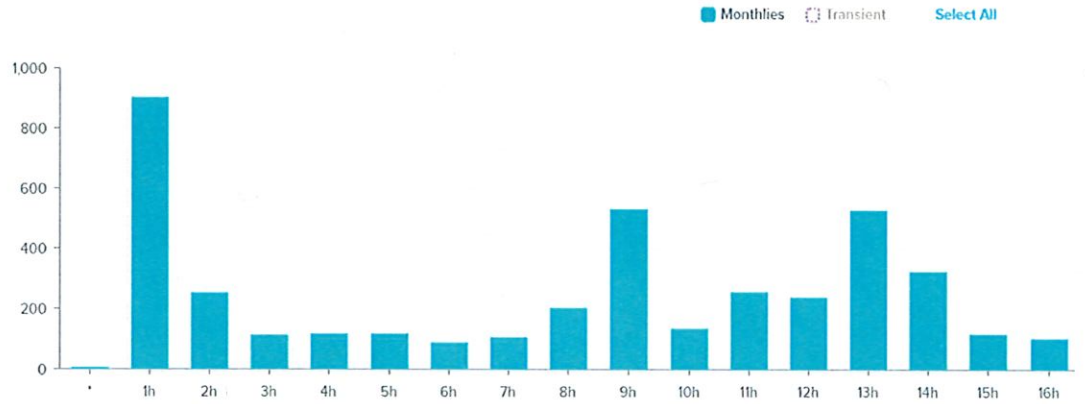
Duration

Show duration distribution **By Hour** ▾ on **All Days** ▾ entering at **All Hours** ▾

for **Apr 1, 2024 - Apr 30, 2024** ▾ broken down by **User Type** ▾

Compare to Last Year ⓘ

Duration Distribution [Graph](#) ▾



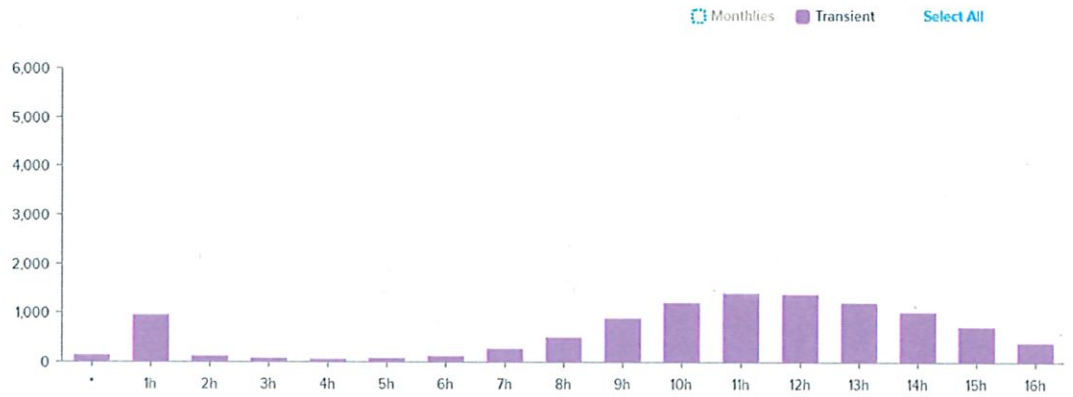
- OVERVIEW
- OCCUPANCY
- REVENUE
- DAY OF WEEK
- DURATION**
- ONLINE RATE SURVEY
- BUDGETS
- BENCHMARK
- Advanced Analytics
- COMPARISON

Duration

Show duration distribution **By Hour** ▾ on **All Days** ▾ entering at **All Hours** ▾  
for **Apr 1, 2024 - Apr 30, 2024** ▾ broken down by **User Type** ▾

Compare to Last Year ⓘ

Duration Distribution [Graph](#) ▾



# USTC Incident Statistics by Category - April 2024



Month	Motor Vehicle Accident	Larceny Motor Vehicle	Larceny Bicycle	Larceny - all other	Vandalism Private Property	Vandalism NHPA Property	Medical	Trip/Fall Injury	Disorderly Conduct	Other Criminal Activity	Other Miscellaneous	Alarms Elevator Entrapment	Total
JAN	1						24	2	17		12 9 Code of Conduct	1	57
FEB				1			26		15		8 5 Code of Conduct		53
MAR	1			1			21		5	4	4 Code of Conduct 3		36
April	5					2	19	3	8		4 2 Code of Conduct		41
MAY													
JUN													
JULY													
AUG													
SEPT													
OCT													
NOV													
DEC													
<b>TOTAL</b>	<b>7</b>			<b>2</b>		<b>2</b>	<b>90</b>	<b>5</b>	<b>45</b>	<b>4</b>	<b>28</b>	<b>1</b>	<b>187</b>

Total incidents for the month of April is consistent with previous month and slight decrease from average. Uptick in MVAs however all minor in nature and no injuries reported. Some of our regulars have not been as prevalent.

## INCIDENTS – Union Station Building and Garage – April 2024

DATE & TIME	TYPE	DESCRIPTION	POLICE CALLED	MEDICAL ASSISTANCE REQUIRED
		<b>LOCATION:</b>		
4.2.24 3pm	Vandalism – NHPA Property	<b><u>USB Tunnel – Platform Door track 12,14</u></b> The glass door was found to be damaged. MTAPD Investigating as it appears to be a vandalism.	MTAPD	
4.2.24 10pm	Medical	<b><u>USB Main Concourse – near bathrooms</u></b> EMS responded for chest pains		Yes
4.3.24 1015am	Medical	<b><u>USB Main Concourse – lobby</u></b> EMS responded for pain and difficulty walking		Yes
4.3.24 1115am	Disorderly Conduct (fight)	<b><u>USB Main Concourse – Lobby</u></b> 2 subjects who were not identified by NHPA were involved in a physical altercation. Amtrak PD responded initially and turned the investigation over to NHPD who arrested one of the subjects	Amtrak PD NHPD	
4.3.24 230pm	Medical	<b><u>USB Main Concourse – Lobby</u></b> Amtrak PD assisted a subject who was sitting on the benches bleeding. They requested EMS who responded	Amtrak PD	Yes
4.3.24 720pm	Medical	<b><u>USB Main Concourse – Lobby</u></b> EMS responded for leg pain		Yes
4.3.24 820pm	Medical	<b><u>USB Main Concourse – Lobby</u></b> EMS responded for back pain		Yes
4.5.24 130am	Medical	<b><u>USB Main Concourse – Lobby</u></b> EMS Responded for chest pain		Yes
4.5.24 315pm	Medical	<b><u>USB Main Concourse – West Lobby</u></b> Subject with chest pains sick call. EMS responded		Yes
4.7.24 440am	Medical	<b><u>USB Main Concourse – Lobby</u></b> Patron with swollen eye. Refused medical attention		Yes
4.07.24 1030pm	Medical	<b><u>USB Main Concourse – Lobby</u></b> Complaint of leg and back pain. EMS responded		Yes
4.08.24 140pm	Vandalism – NHPA Property	<b><u>USB Front Traffic Circle – area by flagpole</u></b> Chalk graffiti. Nothing vulgar etc. and was cleaned.		
4.10.24 945pm	Medical	<b><u>USB Main Concourse – Lobby</u></b> Subject entered station bleeding from nose. NHPD Officer working assisted and call for EMS		Yes
4.11.24 940pm	Disorderly Conduct	<b><u>USB Main Concourse – Lobby</u></b> 2 subjects were arguing and started to push and shove each other. Amtrak PD assisted with removal	Amtrak PD	
4.12.024 230pm	Medical	<b><u>USB Main Concourse – West Lobby</u></b> Subject complained of a headache		Yes
4.14.24 1535hrs	Medical	<b><u>USB Main Concourse – Lobby</u></b> Sick Call		Yes
4.15.24 1010pm	Medical – Detox	<b><u>USB Main Concourse – near Union News</u></b> Male laying down intoxicated and unable to care for himself. NHPD assisted with contacting EMS	NHPD	Yes
4.17.24 510pm	Medical	<b><u>USB Main Concourse – Lobby</u></b> Amtrak PD assisted with a patron complaining of leg pain	Amtrak PD	Yes
4.18.24 4am	Medical	<b><u>USB Front of Station</u></b> Subject complained of pain and then took clothes off		Yes
4.18.24 705am	Trip and Fall	<b><u>USB Main Concourse – near ATM</u></b> Known subject fell and had some words for NHPA Security. She left on own refusing medical.		

4.18.24 1130am	Disorderly Conduct	<u>USB Main Concourse - Lobby</u> Patron continually laying down and would escalate when approached by NHPA Security. Amtrak PD assisted with his removal.	Amtrak PD	
4.20.24 1245am	Disorderly Conduct	<u>USB East Parking Lot</u> Disorderly group and vehicle parked in the lot. Group wanted to squeeze into Uber and one was threatening and pulled out a pocketknife. NHPD responded and removed from property.	NHPD	
4.21.24 1115am	Trip and Fall	<u>USB Main Concourse - Escalator</u> Patron on up elevator fell over her luggage knocking another patron down. Both sustain injuries and one went to the ER. Escalator was cleared by state.		Yes
4.21.24 320pm	MVA	<u>USB - Front Traffic Circle</u> Vehicle sideswiped taxi parked in taxi queue. No injuries	NHPD	
4.21.24 1115pm	Medical	<u>USB Main Concourse - Lobby</u> Sick call		Yes
4.22.24 915am	Misc. Other - Code of Conduct	<u>USB Main Concourse - Lobby</u> Subject was asked to leave for panhandling. Refused and laid down on the benches. Refused to sit up and was argumentative to PD was requested to assist with removal	NHPD	
4.23.24 440am	Disorderly Conduct	<u>USB - Tunnel</u> Male patron started yelling at custodial staff and threatened to hit with wet floor sign. MTAPD was called to assist as the subject refused to calm.	MTAPD	
4.23.24 6am	Medical	<u>USB Main Concourse - Lobby</u> Patron was laying on the floor and did not respond to verbal stimulus so 911 was called. EMS responded and the subject refused medical as he was just tired.	Amtrak PD	Yes
4.23.24 8am	Disorderly Conduct	<u>USB Main Concourse - Lobby</u> [REDACTED] was involved in a brief altercation with an unidentified subject. Both told to leave for day		
4.23.24 10am	Misc. Other	<u>USB Main Concourse - Subway and Lobby</u> Male subject acting erratically in the lobby and started taking shirt off in Subway. Amtrak employee assisted as the subject was deaf and just trying to communicate how he had been beat up recently.		
4.23.24 350pm	Misc. Other - COMPASS	<u>USB - Front Traffic Circle by Flagpole</u> Subject being loud and acting erratically making comments that he wanted to end it all. COMPASS responded and the subject left the area.	COMPASS	
4.23.24 1045pm	Medical	<u>USB Main Concourse - Lobby</u> Subject laying on the bench complaining of back pain.		Yes
4.25.24 410am	Other Criminal - Assault	<u>USB Front Traffic Circle and East Lot by Dumpster</u> Subject was loud toward custodial staff and a few minutes later encountered him again and pushed him against the wall near the dumpsters. Custodial staff complained of back pain and went to ER for treatment. NHPD responded to investigate.	NHPD	Yes
4.26.24 815pm	Trip and Fall	<u>USB Main Concourse - Escalators</u> A male subject fell down the escalator and required medical attention. It was determined that the subject was intoxicated.		Yes
4.27.24 1150am	Medical	<u>USB Main Concourse - Lobby</u> Female sick call		Yes
4.27.24 6pm	Disorderly Conduct	<u>USB Main Concourse and Lower Level</u> [REDACTED] created a disturbance with staff and was kicking the MTAPD Office Door. Amtrak PD responded and assisted with her removal.	Amtrak PD	

4.29.24 930am	Misc. Other – Code of Conduct	<b><u>USB Main Concourse – Lobby</u></b> Two subjects who were not identified were laying down and refused to comply with requests to sit up or leave. NHPD responded and assisted with their removal.	NHPD	
		<b><u>LOCATION: UNION STATION GARAGE</u></b>		
4.5.24 535am	MVA – Hit and Run	<b><u>USG – Ramp Level 1</u></b> Patron reported witnessing an MVA where the driver of the vehicle parked and entered the station after hitting an unoccupied vehicle and did not report it. NHPD responded to investigate.	NHPD	
4.12.24 7am	MVA	<b><u>USG – West Surface Lot</u></b> Subject struck another vehicle while parking.		
4.13.24 840pm	MVA	<b><u>USG – Ground Floor by Bike Locker</u></b> Subject hit another vehicle while parking		



